SBI Japannext

Market Report for November, 2019

Trading Summary

Total Monthly Value (JPY)	3,123,467,571,507	Total Monthly Volume	2,915,172,642
Average Daily Value (JPY)	156,173,378,575	Average Daily Volume	145,758,632
Average PI (bps)	4.31	Average Traded Symbols	3133

Average Daily Turnover

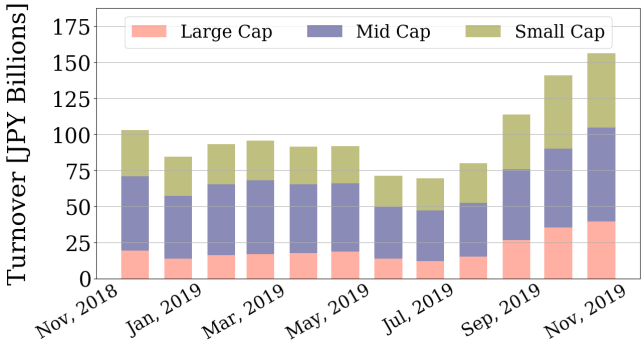

Daily Turnover

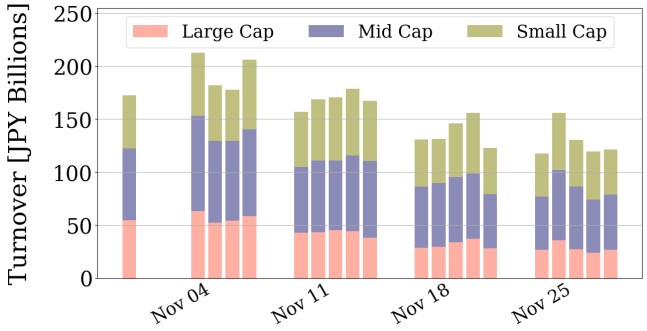

Average Market Share

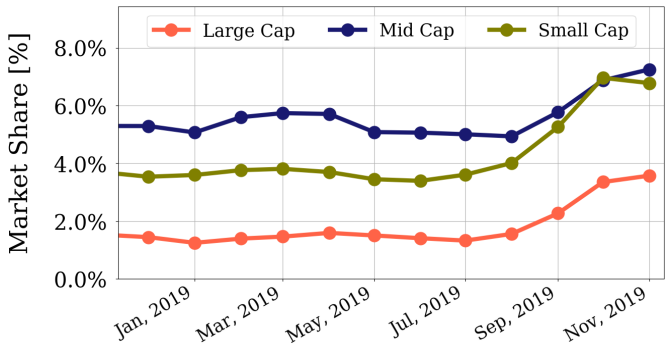

Daily Market Share

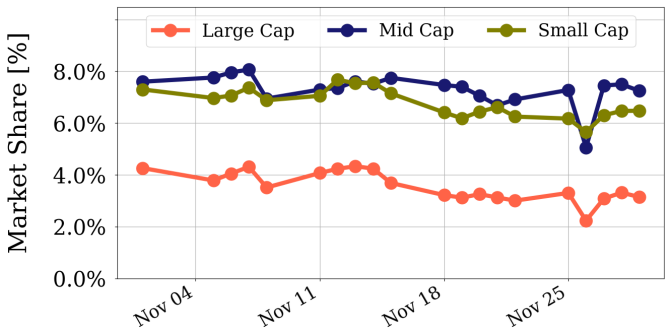

Top Stocks by Turnover

Stock	Value (JPY)	Share	PI (bps)
1570 NIKKEILV	138,774,847,495	6.39%	1.51
9984 SOFTBNKG	80,094,900,670	5.62%	1.56
7974 NINTEND	79,716,179,000	6.11%	1.54
1357 NKDOUBLE	52,499,718,805	12.53%	4.07
4689 ZHD	44,564,722,560	10.40%	7.72

Top Stocks by Market Share

Stock	Value (JPY)	Share	PI (bps)
8918 LAND	6,790,937,560	51.09%	368.01
6628 ONKYO	730,090,500	24.90%	104.86
8925 ARDEPRO	1,614,564,720	23.01%	51.03
1356 TPXBEAR2	1,369,320,011	22.56%	2.49
9973 KOZOSUSI	818,745,400	21.65%	136.42

Top Stocks by Price Improvement

Stock	Value (JPY)	Share	PI (bps)
8918 LAND	6,790,937,560	51.09%	368.01
9973 KOZOSUSI	818,745,400	21.65%	136.42
2315 CAICA	768,053,920	18.29%	121.79
3528 PROSPECT	1,481,925,110	19.60%	115.73
6628 ONKYO	730,090,500	24.90%	104.86

Top Stocks by Savings

Stock	Value (JPY)	Share	Savings
8918 LAND	6,790,937,560	51.09%	68,298,910
4689 ZHD	44,564,722,560	10.40%	19,848,760
1357 NKDOUBLE	52,499,718,805	12.53%	15,221,860
1570 NIKKEILV	138,774,847,495	6.39%	14,574,604
6857 ADVNTST	42,857,925,550	11.38%	14,567,450

- Analysis is based on SBI Japannext and Thomson Reuters data. Large Cap = TPX100, Mid Cap = TPX500 excl. TPX100, Small Cap = All Names excl. TPX500. All Japannext markets (J, X, U, and N) are included.
- Price Improvement (PI) and Savings (PI*volume) are calculated by comparing the execution price against the primary market's best bid for each sell or best offer for each buy at the point of execution from the taker's perspective. Reported PI is a value-weighted average. Names with monthly traded value less than 400,000,000 JPY are excluded from the rankings tables.

©2019 SBI Japannext. All rights reserved. SBI Japannext is a financial instruments business operator registered to FSA and also a PTS operator authorized by FSA under the Financial Instruments and Exchange Act in Japan. This material is provided for an informational purpose only. SBI Japannext has no responsibilities or warranties and excludes all liability (including for negligence) in relation to its content to the extent allowed by applicable laws.

SBI Japannext

Night-Time Market Report for November, 2019

Trading Summary

Total Monthly Value (JPY)	33,518,616,794	Total Monthly Volume	471,753,206
Average Daily Value (JPY)	1,675,930,840	Average Daily Volume	23,587,660
Average Quoted Symbols	2584	Average Traded Symbols	301

Average Nightly Turnover

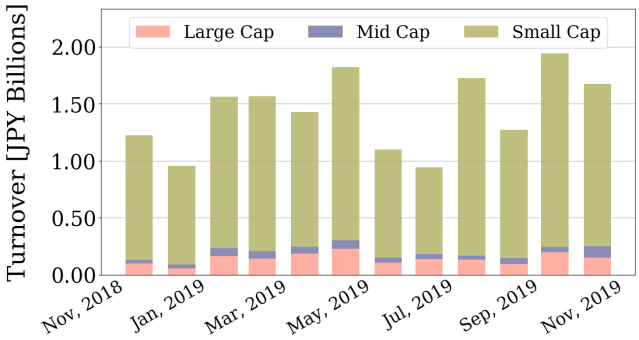

Nightly Turnover

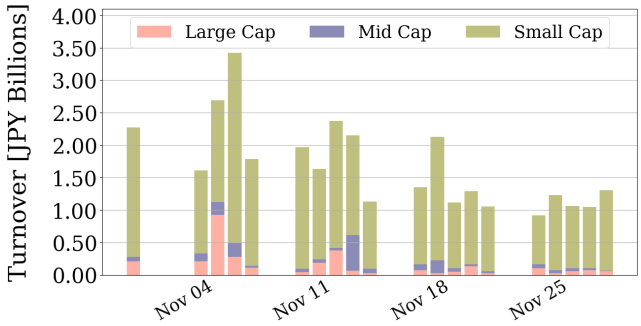

Top Stocks by Turnover

Stock		Value (JPY)	Share
8918	LAND	4,668,280,010	35.12%
1357	NKDOUBLE	4,332,216,216	1.03%
1570	NIKKEILV	3,884,840,855	0.18%
9984	SOFTBNKG	1,271,648,350	0.09%
3672	ALTPLUS	810,116,590	1.18%
6584	SANOH	746,259,030	0.40%
9424	JPN-COMM	698,211,340	0.51%
3668	COLOPL	569,686,060	0.44%
6166	NAKMRCHO	520,618,020	1.52%
3938	LINE	481,722,000	0.27%
8894	HRKOSAN	395,228,370	1.65%
1552	VIXSHORT	376,664,001	1.43%
8704	TRADERS	341,220,690	0.89%
1458	RK 225LV	338,645,930	0.75%
4582	SYMBIO	326,755,150	1.36%

Top Stocks by Market Share

Stock		Value (JPY)	Share
8918	LAND	4,668,280,010	35.12%
7062	FUREASU	32,074,690	6.06%
3816	DAIWACOM	15,666,550	5.54%
3953	OHMURA	7,177,720	5.15%
7578	NITIRYK	6,323,230	4.36%
9318	ASIADEVE	65,438,930	4.12%
2323	FONFUN	92,384,140	4.02%
2373	CARE21	11,132,250	3.96%
4446	LINK-U	71,380,650	3.96%
7815	TKOBOARD	14,400,120	3.89%
9051	SENKON	3,293,040	3.42%
6894	PULSTEC	7,186,850	3.32%
5212	FUJIGLS	2,575,030	3.19%
6898	TOMITAE	10,178,990	3.19%
7045	TSUKUIST	9,789,800	3.14%

- **Analysis is based on SBI Japannext and Thomson Reuters data. Large Cap = TPX100, Mid Cap = TPX500 excl. TPX100, Small Cap = All Names excl. TPX500. Only Night-Time market is included.**

©2019 SBI Japannext. All rights reserved. SBI Japannext is a financial instruments business operator registered to FSA and also a PTS operator authorized by FSA under the Financial Instruments and Exchange Act in Japan. This material is provided for an informational purpose only. SBI Japannext has no responsibilities or warranties and excludes all liability (including for negligence) in relation to its content to the extent allowed by applicable laws.

SBI Japannext

Top Stocks by Universe

Topix 100

Stock	Value (JPY)	Share	PI (bps)
9984 SOFTBNKG	80,094,900,670	5.62%	1.56
7974 NINTEND	79,716,179,000	6.11%	1.54
9983 FASTRET	32,713,018,920	5.44%	1.82
6861 KEYENCE	28,167,661,000	5.33%	2.07
4661 OLC	15,562,886,200	6.17%	1.48
4911 SHISEIDO	10,075,570,460	2.89%	1.65
6273 SMC	9,821,595,000	3.67%	2.00
4523 EISAI	9,219,039,120	4.06%	1.89
9433 KDDI	8,645,794,300	2.85%	1.75
6178 JPPOSTHD	8,522,322,280	6.89%	1.56

Topix Mid400

Stock	Value (JPY)	Share	PI (bps)
4689 ZHD	44,564,722,560	10.4%	7.72
6857 ADVNTST	42,857,925,550	11.38%	5.26
4005 SMICHEM	10,593,978,040	12.34%	6.42
9501 TEPCOHD	9,705,260,740	12.5%	6.68
7956 PIGEON	8,807,637,800	15.07%	5.76
7211 MMC	6,120,650,050	12.67%	6.33
6472 NTN	6,101,124,760	16.54%	9.61
2768 SOJITZ	5,872,421,670	12.34%	9.54
9831 YAMDADK	4,477,695,390	11.02%	5.38
8410 SEVEN BK	3,871,257,440	12.36%	9.74

Small

Stock	Value (JPY)	Share	PI (bps)
8918 LAND	6,790,937,560	51.09%	368.01
8515 AIFUL	4,708,625,880	14.26%	12.00
8585 OR.CORP	2,516,791,920	16.28%	20.01
8698 MONEX G	2,444,846,060	14.31%	9.76
6740 JDI	2,379,934,460	13.11%	45.67
6632 JVCKW	2,298,716,570	13.78%	10.97
2337 ICHIGO	1,796,140,130	15.59%	5.80
8616 TT-FHD	1,412,956,780	14.92%	9.31
4745 T-INDIV	911,812,420	17.16%	10.66
4714 RISO KY	808,162,760	16.71%	7.47

Mothers

Stock	Value (JPY)	Share	PI (bps)
6166 NAKMRCHO	3,450,283,880	10.05%	13.75
6195 HOPE	2,892,806,900	9.5%	19.31
4424 AMAZIA	1,797,087,150	7.59%	15.92
2477 TEMAIRAZ	1,521,166,450	9.57%	11.76
4425 KUDAN	1,276,458,800	8.63%	16.09
3989 SHARINGT	1,229,073,380	9.22%	11.57
4393 BOI	1,197,796,140	9.77%	12.78
3935 EDIA	1,101,929,720	12.6%	14.84
6579 LOGLY	1,040,482,080	9.1%	16.34
7069 CYBERBUZ	1,017,144,950	6.17%	26.77

JASDAQ

Stock	Value (JPY)	Share	PI (bps)
8704 TRADERS	5,127,433,340	13.35%	18.55
3323 RECOMM	1,278,905,450	17.93%	16.79
2134 SUNCAPTL	902,479,560	15.92%	36.79
7612 NUTS	851,113,000	17.2%	20.74
9973 KOZOSUSI	818,745,400	21.65%	136.42
2315 CAICA	768,053,920	18.29%	121.79
6628 ONKYO	730,090,500	24.9%	104.86
8836 RISE	559,233,580	18.29%	72.89
8256 MARUMIT	402,155,970	16.29%	32.95
6433 HEPHAIST	331,435,300	8.44%	40.68

Second Section

Stock	Value (JPY)	Share	PI (bps)
8894 HRKOSAN	3,227,564,380	13.48%	51.68
8925 ARDEPRO	1,614,564,720	23.01%	51.03
3528 PROSPECT	1,481,925,110	19.6%	115.73
1757 CREA HD	397,517,250	20.2%	171.93
9318 ASIADEVE	397,345,210	25.02%	537.00
7681 LEOCLAN	335,616,550	9.19%	31.91
3071 STREAM	296,347,060	19.04%	26.65
9969 SHOKUBU	256,701,530	9.56%	40.54
6993 DAIKOKYA	221,604,480	17.96%	94.05
6731 PIXELA	192,694,430	18.82%	71.55

ETFs & REITs

Stock	Value (JPY)	Share	PI (bps)
1357 NKDOUBLE	52,499,718,805	12.53%	4.07
1579 225 BULL	12,914,256,720	13.22%	1.56
8963 INV	5,105,496,160	11.07%	4.20
1459 RK 225DI	5,070,605,645	17.21%	6.45
8976 DAIWAOF	1,912,772,500	7.14%	3.81
8972 KENEDIXO	1,877,143,800	6.98%	3.88
3269 ADR	1,650,883,300	6.9%	3.37
1356 TPXBEAR2	1,369,320,011	22.56%	2.49
3476 R MIRAI	1,326,643,990	10.38%	3.92
3296 NP REIT	1,216,861,250	6.54%	3.49

- Best stocks are selected based on a combined score of turnover, market share and price improvement, and are listed here in order to illustrate a sample of stocks that trading on JNX venues can deliver benefits to our clients.
- The weights used in choosing the best stocks depend on the universe.

©2019 SBI Japannext. All rights reserved. SBI Japannext is a financial instruments business operator registered to FSA and also a PTS operator authorized by FSA under the Financial Instruments and Exchange Act in Japan. This material is provided for an informational purpose only. SBI Japannext has no responsibilities or warranties and excludes all liability (including for negligence) in relation to its content to the extent allowed by applicable laws.