SBI Japannext

Market Report for December, 2019

Trading Summary

Total Monthly Value (JPY)	2,472,630,031,820	Total Monthly Volume	2,555,405,259
Average Daily Value (JPY)	117,744,287,230	Average Daily Volume	121,685,965
Average PI (bps)	4.29	Average Traded Symbols	3167

Average Daily Turnover

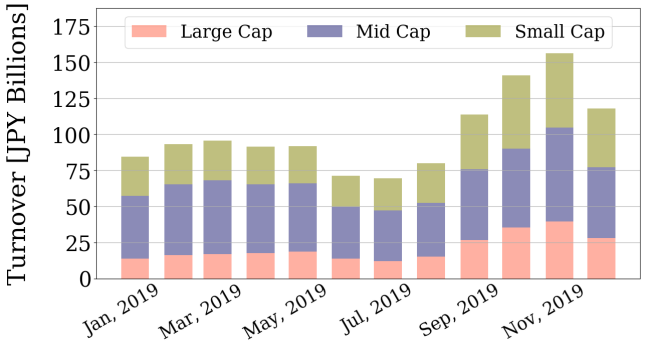

Daily Turnover

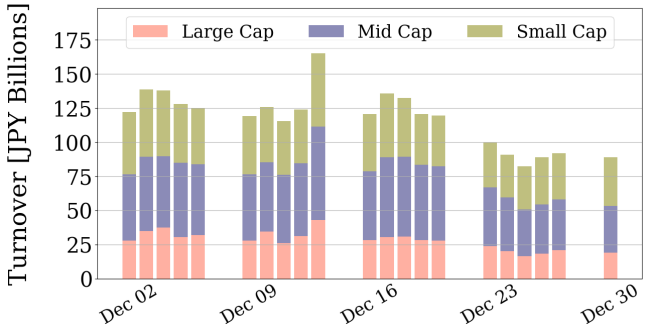

Average Market Share

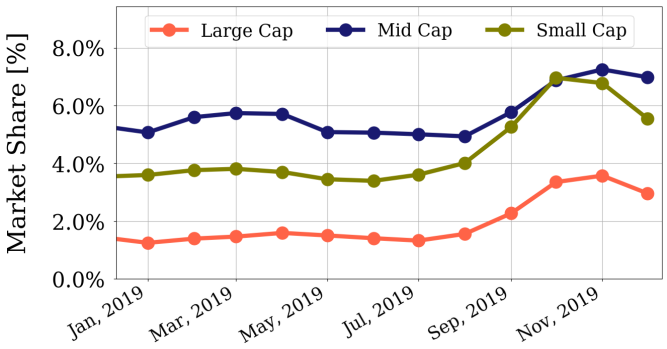

Daily Market Share

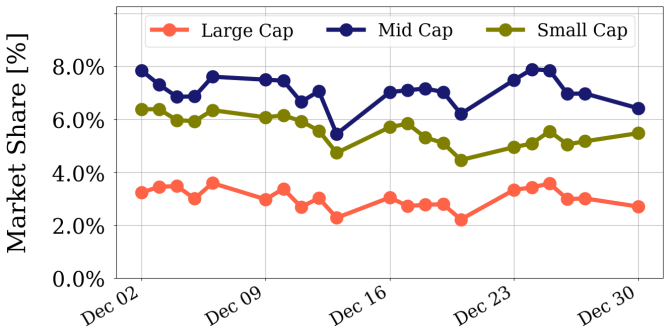

Top Stocks by Turnover

Stock	Value (JPY)	Share	PI (bps)
7974 NINTEND	90,413,078,000	6.19%	1.65
1570 NIKKEILV	73,295,867,927	4.06%	1.39
9984 SOFTBNKG	50,168,251,000	4.19%	1.37
1357 NKDOUBLE	38,554,592,223	10.59%	3.63
9983 FASTRET	28,785,099,680	4.17%	1.59

Top Stocks by Market Share

Stock	Value (JPY)	Share	PI (bps)
8918 LAND	9,430,363,650	58.72%	461.87
9973 KOZOSUSI	726,424,530	33.90%	163.21
6628 ONKYO	554,040,390	26.94%	137.18
8894 REVOLUTI	982,633,960	22.60%	74.26
8925 ARDEPRO	1,339,710,090	20.43%	52.77

Top Stocks by Price Improvement

Stock	Value (JPY)	Share	PI (bps)
8918 LAND	9,430,363,650	58.72%	461.87
9973 KOZOSUSI	726,424,530	33.90%	163.21
3250 ADWORKS	594,871,290	0.89%	144.10
6628 ONKYO	554,040,390	26.94%	137.18
8894 REVOLUTI	982,633,960	22.60%	74.26

Top Stocks by Savings

Stock	Value (JPY)	Share	Savings
8918 LAND	9,430,363,650	58.72%	45,411,370
4689 ZHD	25,097,841,560	10.44%	12,680,060
1357 NKDOUBLE	38,554,592,223	10.59%	8,946,315
6857 ADVNTST	28,465,644,300	9.26%	8,895,700
9973 KOZOSUSI	726,424,530	33.90%	7,756,610

- Analysis is based on SBI Japannext and Thomson Reuters data. Large Cap = TPX100, Mid Cap = TPX500 excl. TPX100, Small Cap = All Names excl. TPX500. All Japannext markets (J, X, U, and N) are included.
- Price Improvement (PI) and Savings (PI*volume) are calculated by comparing the execution price against the primary market's best bid for each sell or best offer for each buy at the point of execution from the taker's perspective. Reported PI is a value-weighted average. Names with monthly traded value less than 400,000,000 JPY are excluded from the rankings tables.

©2019 SBI Japannext. All rights reserved. SBI Japannext is a financial instruments business operator registered to FSA and also a PTS operator authorized by FSA under the Financial Instruments and Exchange Act in Japan. This material is provided for an informational purpose only. SBI Japannext has no responsibilities or warranties and excludes all liability (including for negligence) in relation to its content to the extent allowed by applicable laws.

SBI Japannext

Night-Time Market Report for December, 2019

Trading Summary

Total Monthly Value (JPY)	37,940,923,890	Total Monthly Volume	664,410,876
Average Daily Value (JPY)	1,806,710,661	Average Daily Volume	31,638,613
Average Quoted Symbols	2527	Average Traded Symbols	294

Average Nightly Turnover

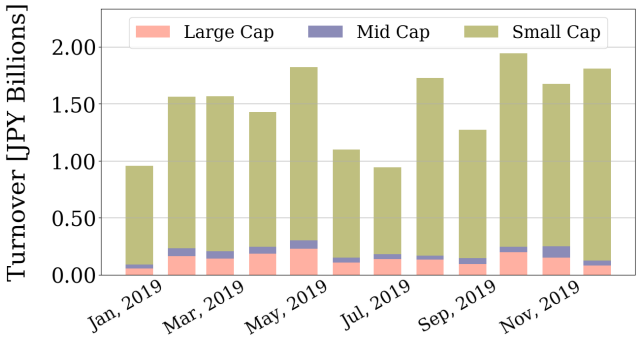

Nightly Turnover

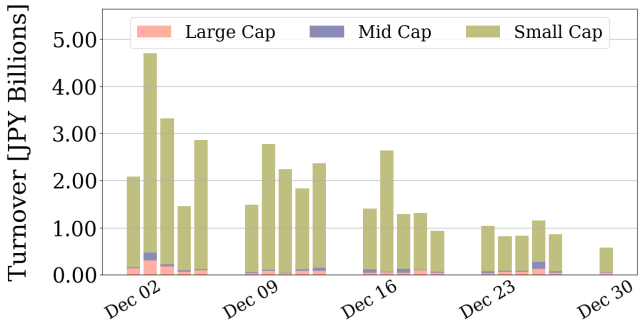

Top Stocks by Turnover

Stock		Value (JPY)	Share
8918	LAND	7,501,594,620	46.71%
1570	NIKKEILV	6,230,920,142	0.35%
1357	NKDOUBLE	4,703,958,812	1.29%
4592	SANBIO	1,103,344,820	0.93%
6656	INSPEC	619,363,430	0.65%
4479	MAKUAKE	607,035,800	0.23%
3672	ALTPLUS	550,513,130	0.52%
3254	PRESANCE	534,915,340	0.55%
1552	VIXSHORT	528,931,190	2.35%
8186	OTSUKA	474,921,160	4.30%
4597	SOLASIA	454,437,630	1.65%
4485	JTOWER	430,955,840	0.29%
1579	225 BULL	423,307,690	0.52%
1360	NKBEAR-2	416,529,217	0.70%
1458	RK 225LV	363,951,121	0.87%

Top Stocks by Market Share

Stock		Value (JPY)	Share
8918	LAND	7,501,594,620	46.71%
9976	SEKICHU	9,109,740	10.13%
4304	ESTORE	45,470,990	8.82%
3892	OKAYAMP	27,114,400	8.67%
9973	KOZOSUSI	158,041,470	7.38%
7827	ORVIS	75,798,680	5.84%
4336	CRIEANA	14,241,890	5.59%
9867	SOLEKIA	83,973,400	4.88%
2424	BRASS	42,280,880	4.48%
8186	OTSUKA	474,921,160	4.30%
6192	HYAS&CO.	49,091,430	3.99%
7064	HOWTELEV	68,044,930	3.67%
2156	SAYLORAD	5,188,690	3.30%
7502	PLAZACRE	19,799,470	3.26%
3071	STREAM	28,930,090	3.21%

▶ **Analysis is based on SBI Japannext and Thomson Reuters data. Large Cap = TPX100, Mid Cap = TPX500 excl. TPX100, Small Cap = All Names excl. TPX500. Only Night-Time market is included.**

©2019 SBI Japannext. All rights reserved. SBI Japannext is a financial instruments business operator registered to FSA and also a PTS operator authorized by FSA under the Financial Instruments and Exchange Act in Japan. This material is provided for an informational purpose only. SBI Japannext has no responsibilities or warranties and excludes all liability (including for negligence) in relation to its content to the extent allowed by applicable laws.

SBI Japannext

Top Stocks by Universe

Topix 100

Stock	Value (JPY)	Share	PI (bps)
7974 NINTEND	90,413,078,000	6.19%	1.65
9984 SOFTBNKG	50,168,251,000	4.19%	1.37
9983 FASTRET	28,785,099,680	4.17%	1.59
6861 KEYENCE	17,502,594,000	4.46%	2.12
4661 OLC	8,936,385,700	5.81%	1.60
8411 MIZUHO	8,416,028,460	3.01%	5.96
7751 CANON	7,012,618,520	3.18%	1.71
6178 JPPOSTHD	6,846,614,610	5.58%	1.56
9433 KDDI	6,788,513,630	2.22%	1.79
6752 PANASNIC	6,223,015,670	4.24%	1.44

Topix Mid400

Stock	Value (JPY)	Share	PI (bps)
4689 ZHD	25,097,841,560	10.44%	7.64
3938 LINE	14,929,029,000	19.13%	5.86
9501 TEPCOHD	8,958,434,170	11.09%	6.67
4005 SMICHEM	7,833,592,380	10.84%	6.29
9831 YAMDADK	5,659,772,980	12.42%	5.43
2768 SOJITZ	5,098,930,760	11.42%	9.63
5803 FUJIKRA	4,233,340,890	17.21%	5.21
7211 MMC	4,110,992,820	12.13%	6.56
6472 NTN	3,772,728,680	15.85%	9.42
7186 CONCRDIA	3,033,705,440	11.01%	7.32

Small

Stock	Value (JPY)	Share	PI (bps)
8918 LAND	9,430,363,650	58.72%	461.87
8515 AIFUL	3,340,693,490	14.83%	12.05
8698 MONEX G	2,081,609,090	15.16%	10.53
6740 JDI	2,019,408,050	12.77%	46.14
8585 OR.CORP	1,993,014,820	17.01%	23.91
2337 ICHIGO	1,838,695,690	17.66%	5.46
6632 JVCKW	1,331,843,410	12.6%	11.28
8616 TT-FHD	1,007,497,690	13.9%	9.96
4714 RISO KY	794,988,790	14.97%	7.52
8524 NORTHPBK	575,643,530	15.05%	14.76

Mothers

Stock	Value (JPY)	Share	PI (bps)
4597 SOLASIA	3,631,250,070	13.21%	9.31
3935 EDIA	2,936,525,080	10.31%	11.72
6166 NAKMRCHO	2,716,744,310	10.34%	9.13
6255 NPC INC	2,409,983,210	8.82%	9.60
4424 AMAZIA	1,519,946,900	7.65%	15.79
7803 BUSHIROD	1,365,518,900	8.26%	11.25
3664 MOBCASTH	1,138,251,530	9.22%	10.56
2477 TEMAIRAZ	1,084,297,800	10.18%	13.78
3267 PHIL CO	867,881,950	9.81%	10.01
7069 CYBERBUZ	844,382,200	6.45%	16.08

JASDAQ

Stock	Value (JPY)	Share	PI (bps)
7748 HOLON	2,193,652,000	10.51%	15.96
8704 TRADERS	1,525,582,730	15.34%	26.49
9973 KOZOSUSI	726,424,530	33.9%	163.21
7612 NUTS	611,888,900	19.97%	26.70
6628 ONKYO	554,040,390	26.94%	137.18
2134 SUNCAPTL	492,378,840	13.23%	33.45
5216 KURAMOT	489,608,360	11.44%	19.21
2673 YUMETAI	470,316,100	11.47%	16.33
3323 RECOMM	460,643,320	18.64%	18.34
2315 CAICA	261,302,220	11.38%	154.82

Second Section

Stock	Value (JPY)	Share	PI (bps)
8925 ARDEPRO	1,339,710,090	20.43%	52.77
8894 REVOLUTI	982,633,960	22.6%	74.26
1443 GIKENHD	783,150,010	9.82%	17.20
5940 FUJSASH	620,096,010	12.08%	18.35
3528 PROSPECT	365,318,100	24.88%	138.56
3825 REMIX	363,852,090	14.65%	12.10
6835 ALLIEDHD	293,592,970	12.7%	26.69
3840 PATH	290,850,360	10.74%	22.31
1757 CREA HD	264,100,590	18.15%	154.75
3071 STREAM	221,475,710	24.6%	28.59

ETFs & REITs

Stock	Value (JPY)	Share	PI (bps)
1357 NKDOUBLE	38,554,592,223	10.59%	3.63
8963 INV	6,179,994,900	10.9%	4.36
1459 RK 225DI	3,123,959,190	12.8%	5.46
3279 API	1,991,636,600	6.52%	3.22
8976 DAIWAOF	1,818,012,700	8.1%	3.95
1552 VIXSHORT	1,764,791,803	7.83%	3.07
3269 ADR	1,552,190,050	6.46%	3.14
1356 TPXBEAR2	1,339,689,097	19.83%	2.56
3296 NP REIT	1,336,402,350	7.42%	3.53
3226 ACCOMMO	1,151,860,800	6.04%	3.41

- Best stocks are selected based on a combined score of turnover, market share and price improvement, and are listed here in order to illustrate a sample of stocks that trading on JNX venues can deliver benefits to our clients.
- The weights used in choosing the best stocks depend on the universe.

©2019 SBI Japannext. All rights reserved. SBI Japannext is a financial instruments business operator registered to FSA and also a PTS operator authorized by FSA under the Financial Instruments and Exchange Act in Japan. This material is provided for an informational purpose only. SBI Japannext has no responsibilities or warranties and excludes all liability (including for negligence) in relation to its content to the extent allowed by applicable laws.