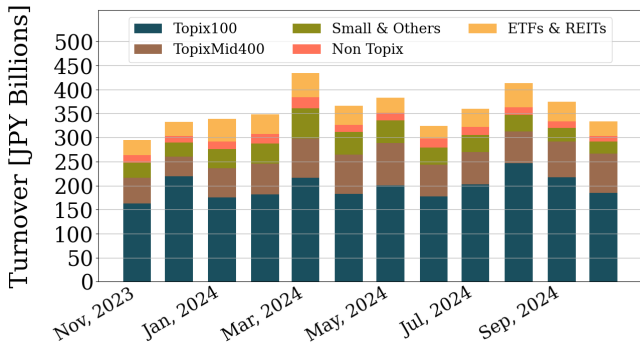


## Market Report for October, 2024

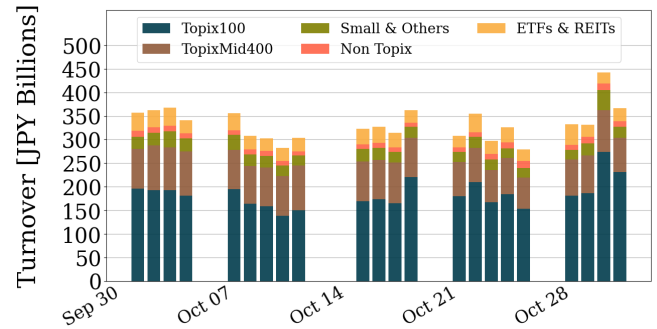
### Trading Summary

Total Monthly Turnover(JPY)	7,350,939,376,468	Total Monthly Volume	3,845,379,992
Average Daily Turnover(JPY)	334,133,608,021	Average Daily Volume	174,790,000
Average PI (bps)	2.06	Average Traded Symbols	3264

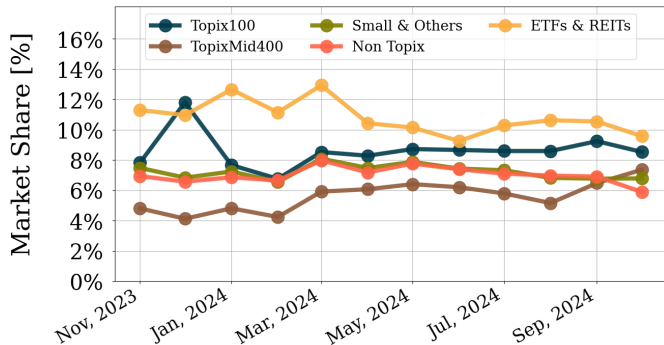
### Average Daily Turnover



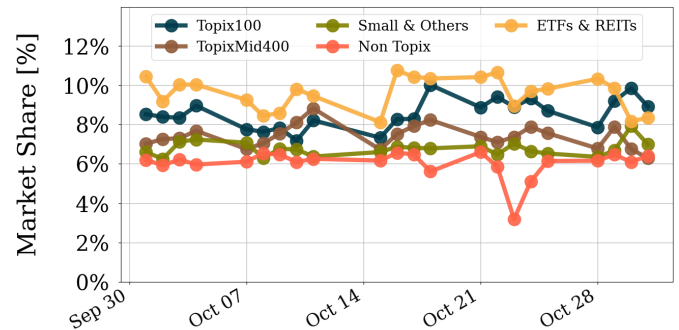
### Daily Turnover



### Average Market Share



### Daily Market Share



### Top Stocks by Turnover

Stock	Turnover(JPY)	Share	PI (bps)
6146 DISCO	831,380,491,860	13.60%	0.55
7011 MHI	560,365,812,070	12.13%	0.91
6920 LASRTEC	473,795,259,800	9.94%	0.51
1570 NFNKLV	356,718,477,310	9.20%	0.82
7012 KHI	273,473,978,680	14.29%	0.70

### Top Stocks by Market Share

Stock	Turnover(JPY)	Share	PI (bps)
8918 LAND	2,002,988,010	87.35%	578.48
7647 ONTSU	281,403,200	72.34%	150.94
1491 CHUGAIM	140,172,620	68.38%	163.44
9973 KOZOHD	330,062,520	52.70%	250.47
3823 WHYHOWDO	158,847,230	45.15%	128.53

### Top Stocks by Price Improvement

Stock	Turnover(JPY)	Share	PI (bps)
8918 LAND	2,002,988,010	87.35%	578.48
9973 KOZOHD	330,062,520	52.70%	250.47
8107 KIMRTAN	108,929,480	42.88%	230.23
2134 KITAHAMA	1,109,426,560	33.08%	209.92
6740 JDI	1,695,591,680	28.02%	206.23

### Top Stocks by Savings

Stock	Turnover(JPY)	Share	Savings
1357 NFNKDOUB	81,174,455,495	42.10%	234,339,748
8918 LAND	2,002,988,010	87.35%	77,728,810
6146 DISCO	831,380,491,860	13.60%	41,367,720
7011 MHI	560,365,812,070	12.13%	39,449,950
6740 JDI	1,695,591,680	28.02%	27,308,610

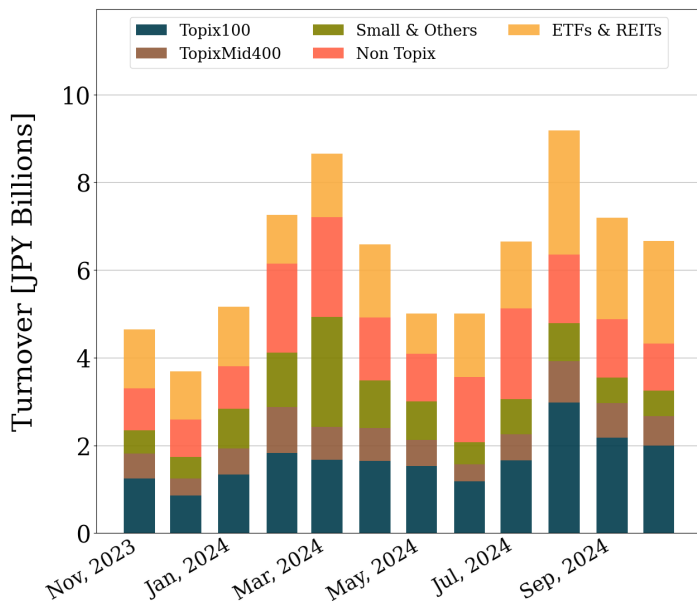
- ▶ Analysis is based on Japannext and LSEG data. Small & Others = Topix - TPX500.
- ▶ All Japan Turnover = Japannext (J+X+U+N) + TSE (excl. Tostnet) + CBOE (CBOE-Alpha + CBOE-Select excl. CBOE-Match). Night-time Session (N) is treated as the following business day. Market Share = Japannext turnover / All Japan Turnover.
- ▶ Opening and Closing auction trades on the TSE are excluded from calculations.
- ▶ Price Improvement (PI) and Savings (PI\*volume) are calculated by comparing the execution price against the primary market's best bid for each sell or best offer for each buy at the point of execution from the taker's perspective. Reported PI is a value-weighted average. Names with monthly traded value less than 100,000,000 JPY are excluded from the rankings tables.

## Night-Time Market Report for October, 2024

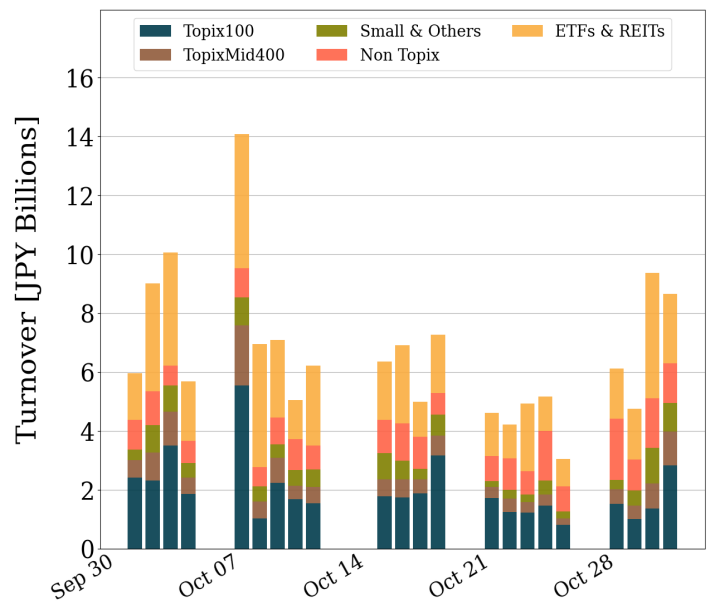
### Trading Summary

Total Monthly Turnover(JPY)	146,483,637,683	Total Monthly Volume	279,639,103
Average Daily Turnover(JPY)	6,658,347,167	Average Daily Volume	12,710,868
Average Quoted Symbols	3889	Average Traded Symbols	829

### Average Nightly Turnover



### Nightly Turnover



### Top Stocks by Turnover

Stock	Turnover(JPY)	Share
1570 NFNKLV	26,564,642,950	0.68%
1357 NFNKDOUB	8,271,345,161	4.29%
8035 TKOELCN	5,242,584,150	0.22%
1360 NKBEAR-2	4,764,974,756	1.38%
6920 LASRTEC	4,050,061,400	0.08%
7011 MHI	3,604,379,320	0.08%
1579 225 BULL	3,577,680,215	1.60%
7203 TOYOTA	3,402,405,140	0.28%
1458 RK 225LV	2,934,040,115	1.09%
6857 ADVNTST	2,535,573,930	0.09%
1459 RK 225DI	2,440,134,759	1.38%
8306 MUFG	2,396,144,490	0.16%
9984 SOFTBNKG	2,310,546,560	0.13%
6146 DISCO	2,050,359,000	0.03%
8316 SMFG	1,873,769,550	0.24%

### Top Stocks by Market Share

Stock	Turnover(JPY)	Share
7435 NADEX	38,060,000	52.73%
7219 HKS	4,352,700	21.50%
5283 TAKAMIS	3,296,100	19.00%
3823 WHYHOWDO	53,804,900	15.29%
1491 CHUGAIM	29,539,440	14.41%
8918 LAND	318,726,880	13.90%
2436 KYODO-PR	10,887,000	13.88%
4735 KYOSHIN	11,332,400	12.39%
2876 DELSOLE	1,145,300	11.91%
9973 KOZOHD	63,329,000	10.11%
253A ETS G	27,924,980	9.79%
6822 OI-ELEC	2,333,350	9.31%
3138 FUJISANM	874,900	9.23%
3562 NO.1	210,813,200	9.21%
6466 TVE	15,730,510	8.63%

- ▶ Analysis is based on Japannext and LSEG data. Small & Others = Topix - TPX500. Only Night-Time market is included.
- ▶ Night market session is treated as the following business day.

## Top 10 Stocks by Turnover

### Topix 100

Stock	Turnover(JPY)	Share	PI (bps)
6146 DISCO	831,380,491,860	13.60%	0.55
7011 MHI	560,365,812,070	12.13%	0.91
6920 LASRTEC	473,795,259,800	9.94%	0.51
6857 ADVNTST	272,345,045,200	9.52%	0.53
8035 TKOELCN	186,966,199,470	7.80%	0.54
9984 SOFTBNKG	157,097,179,400	9.12%	0.45
9983 FASTRET	126,352,760,030	8.85%	0.89
8306 MUFG	98,920,936,990	6.70%	1.19
7203 TOYOTA	94,251,364,960	7.63%	0.77
6501 HITACHI	70,961,463,070	6.67%	0.75

### Topix Mid400

Stock	Turnover(JPY)	Share	PI (bps)
7012 KHI	273,473,978,680	14.29%	0.70
7013 IHI	247,260,132,850	13.21%	0.67
5803 FUJIKRA	197,622,776,830	14.33%	0.82
4385 MERCARI	96,313,385,220	13.76%	1.08
3697 SHIFT	59,388,006,250	11.29%	2.88
6526 SOCIONXT	51,616,392,180	12.23%	0.90
9107 K-LINE	49,048,079,750	10.20%	1.14
7735 SCREEN	34,676,479,500	9.78%	1.50
1911 SMI-FOR	27,261,022,710	8.70%	0.95
1605 INPEX	26,313,570,790	8.67%	1.10

### Small & Others

Stock	Turnover(JPY)	Share	PI (bps)
3498 KASUMIGA	67,297,337,000	7.78%	2.66
3778 SAKURA	33,875,476,300	6.67%	4.21
187A SAMTY HD	14,031,180,090	26.66%	7.09
7003 MTI E&S	14,025,886,470	8.74%	2.74
7014 NAMURA	11,874,387,140	8.01%	2.14
6590 SIBAURA	9,140,886,700	7.03%	3.70
6315 TOWA	8,803,640,540	4.42%	1.66
1973 NESIC	8,073,420,130	15.66%	6.38
6871 MICRONI	7,782,328,300	9.34%	4.45
7581 SAIZERY	5,668,867,800	9.45%	5.78

### Non Topix

Stock	Turnover(JPY)	Share	PI (bps)
9023 TOKYOMTR	10,586,551,100	2.40%	1.43
2586 FRUTA	9,361,809,990	9.26%	16.81
4883 MODALIS	9,203,301,960	12.13%	20.09
4107 ISECHEM	6,134,303,000	7.36%	5.08
8890 RAYSUM	6,091,707,950	35.61%	8.03
215A TIMEE	5,693,896,980	3.65%	2.94
3793 DRECOM	5,620,540,880	6.80%	4.21
2936 BASEFOOD	5,546,625,820	7.02%	7.08
3350 METAPLNT	5,064,263,220	7.84%	4.46
5253 COVER	4,790,357,040	6.35%	2.05

### ETFs & REITs

Stock	Turnover(JPY)	Share	PI (bps)
1570 NFNKLV	356,718,477,310	9.20%	0.82
1357 NFNKDOUB	81,174,455,495	42.10%	39.44
1360 NKBEAR-2	40,173,337,481	11.63%	3.35
1579 225 BULL	26,915,830,917	12.06%	3.54
1459 RK 225DI	26,648,541,669	15.02%	9.28
1458 RK 225LV	21,101,732,671	7.87%	1.85
1321 NFNK225	15,940,811,825	5.58%	1.39
1540 JPP GLD	6,423,455,982	10.47%	1.17
2621 IS20YUS	5,474,975,060	13.20%	2.07
1306 NFTOPIX	5,056,847,015	4.91%	0.56

### Prime

Stock	Turnover(JPY)	Share	PI (bps)
6146 DISCO	831,380,491,860	13.60%	0.55
7011 MHI	560,365,812,070	12.13%	0.91
6920 LASRTEC	473,795,259,800	9.94%	0.51
7012 KHI	273,473,978,680	14.29%	0.70
6857 ADVNTST	272,345,045,200	9.52%	0.53
7013 IHI	247,260,132,850	13.21%	0.67
5803 FUJIKRA	197,622,776,830	14.33%	0.82
8035 TKOELCN	186,966,199,470	7.80%	0.54
9984 SOFTBNKG	157,097,179,400	9.12%	0.45
9983 FASTRET	126,352,760,030	8.85%	0.89

### Standard

Stock	Turnover(JPY)	Share	PI (bps)
7014 NAMURA	11,874,387,140	8.01%	2.14
4107 ISECHEM	6,134,303,000	7.36%	5.08
8890 RAYSUM	6,091,707,950	35.61%	8.03
3350 METAPLNT	5,064,263,220	7.84%	4.46
7163 SBISUMIS	4,784,080,160	5.75%	1.81
8894 REVOLUTI	4,322,369,020	13.60%	72.50
2702 MCDNALD	3,494,324,600	10.41%	4.77
6890 FERROTEC	2,909,260,190	6.72%	1.86
1514 SUMISEKI	2,823,965,910	7.98%	4.49
7711 SUKEGAW	2,012,284,370	6.03%	4.97

### Growth

Stock	Turnover(JPY)	Share	PI (bps)
2586 FRUTA	9,361,809,990	9.26%	16.81
4883 MODALIS	9,203,301,960	12.13%	20.09
215A TIMEE	5,693,896,980	3.65%	2.94
3793 DRECOM	5,620,540,880	6.80%	4.21
2936 BASEFOOD	5,546,625,820	7.02%	7.08
5253 COVER	4,790,357,040	6.35%	2.05
5595 IQPS	3,939,572,540	4.17%	1.86
2160 GNI	3,858,047,000	4.92%	4.38
4478 FREEE	2,960,399,740	6.16%	4.42
260A ALT	2,943,253,550	3.79%	5.20

## Top 10 Stocks by Market Share

### Topix 100

Stock	Share	Turnover(JPY)	PI (bps)
6146 DISCO	13.60%	831,380,491,860	0.55
7011 MHI	12.13%	560,365,812,070	0.91
9843 NITORIHD	10.00%	23,255,061,610	1.20
6920 LASRTEC	9.94%	473,795,259,800	0.51
6857 ADVNTST	9.52%	272,345,045,200	0.53
6273 SMC	9.13%	24,809,876,900	2.00
9984 SOFTBNKG	9.12%	157,097,179,400	0.45
9983 FASTRET	8.85%	126,352,760,030	0.89
6861 KEYENCE	8.59%	49,916,787,500	1.38
6367 DAIKINI	8.58%	30,821,859,240	0.95

### Topix Mid400

Stock	Share	Turnover(JPY)	PI (bps)
7240 NOK	14.78%	1,433,977,270	2.11
5803 FUJIKRA	14.33%	197,622,776,830	0.82
7012 KHI	14.29%	273,473,978,680	0.70
4385 MERCARI	13.76%	96,313,385,220	1.08
7013 IHI	13.21%	247,260,132,850	0.67
6526 SOCIONXT	12.23%	51,616,392,180	0.90
5393 NICHIAS	11.41%	1,685,568,620	6.06
3697 SHIFT	11.29%	59,388,006,250	2.88
9107 K-LINE	10.20%	49,048,079,750	1.14
9509 HKD-PWR	9.96%	14,583,014,710	2.29

### Small & Others

Stock	Share	Turnover(JPY)	PI (bps)
8918 LAND	87.35%	2,002,988,010	578.48
8107 KIMRTAN	42.88%	108,929,480	230.23
6740 JDI	28.02%	1,695,591,680	206.23
9675 JOBANKO	27.70%	947,160,780	2.27
187A SAMTY HD	26.66%	14,031,180,090	7.09
2715 ELEMATEC	21.98%	1,307,944,390	1.54
9068 MARZN S	19.09%	837,042,300	5.09
1973 NESIC	15.66%	8,073,420,130	6.38
6151 NITTOKO	13.26%	119,465,720	6.83
5074 TESSHD	12.61%	164,851,350	10.60

### Non Topix

Stock	Share	Turnover(JPY)	PI (bps)
7647 ONTSU	72.34%	281,403,200	150.94
1491 CHUGAIM	68.38%	140,172,620	163.44
9973 KOZOHD	52.70%	330,062,520	250.47
3823 WHYHOWDO	45.15%	158,847,230	128.53
6993 DAIKOKYA	39.72%	643,751,800	162.52
8890 RAYSUM	35.61%	6,091,707,950	8.03
2134 KITAHAMA	33.08%	1,109,426,560	209.92
4564 OTS	31.48%	902,092,890	112.39
8836 RISE	31.31%	167,235,520	157.37
1757 SOKENACE	26.42%	156,406,540	176.68

### ETFs & REITs

Stock	Share	Turnover(JPY)	PI (bps)
1357 NFNKDOUB	42.10%	81,174,455,495	39.44
1569 TPX BEAR	30.77%	622,238,188	2.16
2624 IF225QTR	27.54%	137,288,820	6.88
2237 IF500LEV	15.82%	370,686,980	1.34
1459 RK 225DI	15.02%	26,648,541,669	9.28
2629 IFGBA100	14.34%	180,186,425	122.70
2621 IS20YUS	13.20%	5,474,975,060	2.07
1543 JPP PDM	12.73%	199,355,810	10.12
2628 IFSTAR50	12.73%	312,074,514	41.13
3481 MTB LOGI	12.36%	1,280,910,150	4.16

### Prime

Stock	Share	Turnover(JPY)	PI (bps)
6740 JDI	28.02%	1,695,591,680	206.23
187A SAMTY HD	26.66%	14,031,180,090	7.09
2715 ELEMATEC	21.98%	1,307,944,390	1.54
9068 MARZN S	19.09%	837,042,300	5.09
1973 NESIC	15.66%	8,073,420,130	6.38
7240 NOK	14.78%	1,433,977,270	2.11
5803 FUJIKRA	14.33%	197,622,776,830	0.82
7012 KHI	14.29%	273,473,978,680	0.70
4385 MERCARI	13.76%	96,313,385,220	1.08
6146 DISCO	13.60%	831,380,491,860	0.55

### Standard

Stock	Share	Turnover(JPY)	PI (bps)
8918 LAND	87.35%	2,002,988,010	578.48
1491 CHUGAIM	68.38%	140,172,620	163.44
9973 KOZOHD	52.70%	330,062,520	250.47
3823 WHYHOWDO	45.15%	158,847,230	128.53
8107 KIMRTAN	42.88%	108,929,480	230.23
6993 DAIKOKYA	39.72%	643,751,800	162.52
8890 RAYSUM	35.61%	6,091,707,950	8.03
2134 KITAHAMA	33.08%	1,109,426,560	209.92
8836 RISE	31.31%	167,235,520	157.37
9675 JOBANKO	27.70%	947,160,780	2.27

### Growth

Stock	Share	Turnover(JPY)	PI (bps)
4564 OTS	31.48%	902,092,890	112.39
4597 SOLASIA	26.37%	1,604,910,420	95.18
2370 MEDINET	20.71%	345,779,960	109.59
4563 ANGES	20.28%	814,979,420	60.61
4576 DWTI	17.24%	112,253,140	38.65
4881 FUNPEP	16.47%	499,105,970	18.05
4594 BRITPATH	15.68%	144,641,940	68.84
3664 MOBCASTH	14.81%	105,135,280	60.15
4883 MODALIS	12.13%	9,203,301,960	20.09
4393 BOI	12.09%	2,444,937,150	9.19

## Top 10 Stocks by PI

### Topix 100

Stock	PI (bps)	Turnover(JPY)	Share
9432 NTT	8.63	16,010,544,330	4.20%
9434 SOFTBANK	5.37	4,189,191,580	2.73%
7201 NISSAN	2.56	8,074,696,820	3.39%
4689 LY CORP	2.47	1,465,057,860	2.21%
6273 SMC	2.00	24,809,876,900	9.13%
8308 RESONA	1.78	8,880,880,440	4.70%
3407 ASA-KSI	1.75	2,679,599,480	5.50%
5020 ENEOS	1.52	4,190,173,310	2.19%
4507 SIONOGI	1.49	3,540,283,400	4.53%
4188 MTBCM G	1.49	1,334,642,380	1.91%

### Topix Mid400

Stock	PI (bps)	Turnover(JPY)	Share
5344 MARUWA	7.43	5,454,370,300	7.16%
5393 NICHIAS	6.06	1,685,568,620	11.41%
5838 RAKUTENB	5.48	7,273,676,130	8.86%
9759 NSD	5.24	422,193,570	6.65%
1969 TAKSGOE	4.39	1,362,101,860	7.27%
8279 YAOKO	4.25	414,748,680	5.59%
4194 VISIONAL	4.13	2,292,728,960	8.13%
8341 77-BANK	4.12	1,128,875,660	6.63%
6472 NTN	4.04	248,280,830	2.03%
2181 PERSOLHD	3.98	423,497,480	2.00%

### Small & Others

Stock	PI (bps)	Turnover(JPY)	Share
8918 LAND	578.48	2,002,988,010	87.35%
8107 KIMRTAN	230.23	108,929,480	42.88%
6740 JDI	206.23	1,695,591,680	28.02%
9704 AGORA HG	81.25	211,395,080	11.30%
3315 NIP-COKE	32.24	216,498,710	8.14%
7238 AKEBONO	24.40	140,965,610	6.80%
9424 JPN-COMM	22.55	513,070,150	10.32%
2930 TATSUJIN	17.96	190,093,580	9.30%
8166 TAKA-Q	16.94	182,589,760	10.56%
3656 KLAB	16.30	161,416,120	8.96%

### Non Topix

Stock	PI (bps)	Turnover(JPY)	Share
9973 KOZOHD	250.47	330,062,520	52.70%
2134 KITAHAMA	209.92	1,109,426,560	33.08%
1757 SOKENACE	176.68	156,406,540	26.42%
1491 CHUGAIM	163.44	140,172,620	68.38%
6993 DAIKOKYA	162.52	643,751,800	39.72%
8836 RISE	157.37	167,235,520	31.31%
7647 ONTSU	150.94	281,403,200	72.34%
3823 WHYHOWDO	128.53	158,847,230	45.15%
4564 OTS	112.39	902,092,890	31.48%
2370 MEDINET	109.59	345,779,960	20.71%

### ETFs & REITs

Stock	PI (bps)	Turnover(JPY)	Share
2629 IFGBA100	122.70	180,186,425	14.34%
2553 CSI500	87.33	270,845,624	6.68%
2530 MXSSE180	62.92	113,214,627	7.10%
2628 IFSTAR50	41.13	312,074,514	12.73%
1357 NFNKDOUB	39.44	81,174,455,495	42.10%
1366 IF 225DI	13.67	1,554,682,962	10.10%
1543 JPP PDM	10.12	199,355,810	12.73%
1368 IF TPXDI	9.57	201,792,418	11.22%
1459 RK 225DI	9.28	26,648,541,669	15.02%
1571 NFNKIV	7.81	1,437,976,777	12.18%

### Prime

Stock	PI (bps)	Turnover(JPY)	Share
6740 JDI	206.23	1,695,591,680	28.02%
3315 NIP-COKE	32.24	216,498,710	8.14%
7238 AKEBONO	24.40	140,965,610	6.80%
9424 JPN-COMM	22.55	513,070,150	10.32%
2930 TATSUJIN	17.96	190,093,580	9.30%
3656 KLAB	16.30	161,416,120	8.96%
2353 NP-PARK	15.33	404,894,870	7.67%
8338 TSUKUBAB	13.95	207,145,820	8.43%
8346 TOHO BK	12.92	361,841,580	8.40%
4344 SOURCENX	12.79	335,471,840	7.54%

### Standard

Stock	PI (bps)	Turnover(JPY)	Share
8918 LAND	578.48	2,002,988,010	87.35%
9973 KOZOHD	250.47	330,062,520	52.70%
8107 KIMRTAN	230.23	108,929,480	42.88%
2134 KITAHAMA	209.92	1,109,426,560	33.08%
1757 SOKENACE	176.68	156,406,540	26.42%
1491 CHUGAIM	163.44	140,172,620	68.38%
6993 DAIKOKYA	162.52	643,751,800	39.72%
8836 RISE	157.37	167,235,520	31.31%
3823 WHYHOWDO	128.53	158,847,230	45.15%
9704 AGORA HG	81.25	211,395,080	11.30%

### Growth

Stock	PI (bps)	Turnover(JPY)	Share
4564 OTS	112.39	902,092,890	31.48%
2370 MEDINET	109.59	345,779,960	20.71%
4597 SOLASIA	95.18	1,604,910,420	26.37%
4594 BRITPATH	68.84	144,641,940	15.68%
4563 ANGES	60.61	814,979,420	20.28%
3664 MOBCASTH	60.15	105,135,280	14.81%
4576 DWTI	38.65	112,253,140	17.24%
7777 3DMATRIX	27.45	242,498,730	11.01%
4583 CHIOME	26.66	238,160,370	9.79%
6177 APPBANK	25.58	305,529,050	8.10%