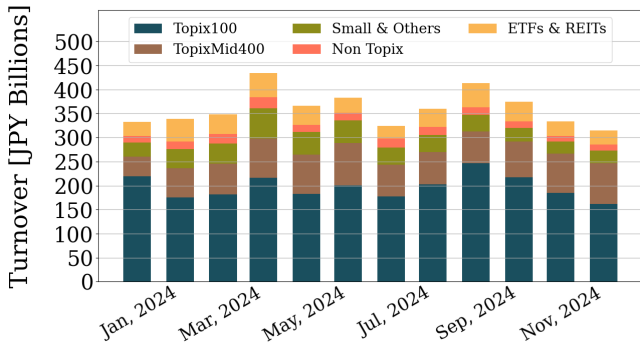


## Market Report for November, 2024

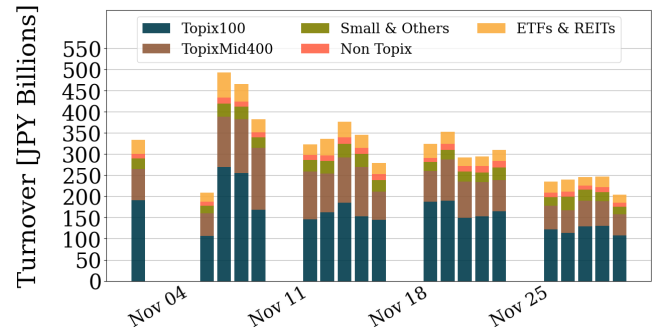
### Trading Summary

Total Monthly Turnover(JPY)	6,299,434,198,616	Total Monthly Volume	4,493,889,045
Average Daily Turnover(JPY)	314,971,709,931	Average Daily Volume	224,694,452
Average PI (bps)	2.47	Average Traded Symbols	3248

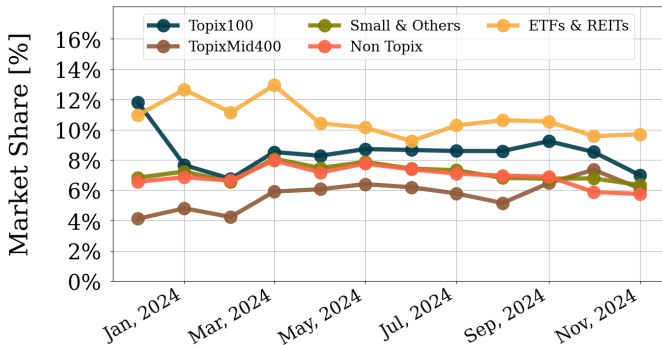
### Average Daily Turnover



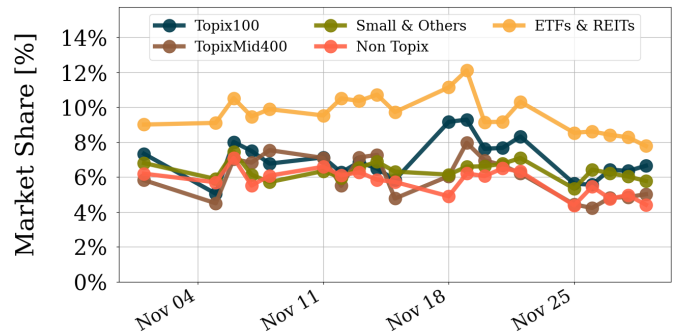
### Daily Turnover



### Average Market Share



### Daily Market Share



### Top Stocks by Turnover

Stock	Turnover(JPY)	Share	PI (bps)
6146 DISCO	604,558,650,800	11.09%	0.64
1570 NFNKLV	306,730,065,159	9.91%	0.82
6920 LASRTEC	298,579,140,610	8.34%	0.81
7011 MHI	295,853,572,830	8.41%	0.92
5803 FUJIKRA	279,877,212,250	12.05%	0.82

### Top Stocks by Market Share

Stock	Turnover(JPY)	Share	PI (bps)
8918 LAND	8,194,694,860	92.17%	672.14
6740 JDI	2,399,515,730	49.67%	226.71
9973 KOZOHD	625,262,100	42.00%	221.48
1357 NFNKDOUB	72,529,926,268	40.03%	39.17
2134 KITAHAMA	1,788,551,270	36.41%	215.48

### Top Stocks by Price Improvement

Stock	Turnover(JPY)	Share	PI (bps)
8918 LAND	8,194,694,860	92.17%	672.14
6740 JDI	2,399,515,730	49.67%	226.71
9973 KOZOHD	625,262,100	42.00%	221.48
2134 KITAHAMA	1,788,551,270	36.41%	215.48
1757 SOKENACE	211,555,860	27.12%	205.66

### Top Stocks by Savings

Stock	Turnover(JPY)	Share	Savings
1357 NFNKDOUB	72,529,926,268	40.03%	198,523,337
8918 LAND	8,194,694,860	92.17%	172,316,070
6740 JDI	2,399,515,730	49.67%	44,127,370
6146 DISCO	604,558,650,800	11.09%	34,207,550
2134 KITAHAMA	1,788,551,270	36.41%	24,457,190

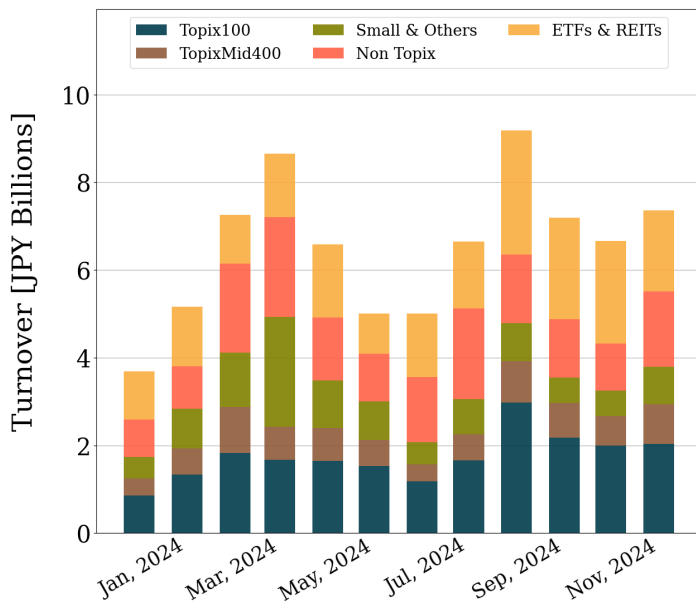
- ▶ Analysis is based on Japannext and LSEG data. Small & Others = Topix - TPX500.
- ▶ All Japan Turnover = Japannext (J+X+U+N) + TSE (excl. Tostnet) + CBOE (CBOE-Alpha + CBOE-Select excl. CBOE-Match). Night-time Session (N) is treated as the following business day.  
Market Share = Japannext turnover / All Japan Turnover.
- ▶ Opening and Closing auction trades on the TSE are excluded from calculations.
- ▶ Price Improvement (PI) and Savings (PI\*volume) are calculated by comparing the execution price against the primary market's best bid for each sell or best offer for each buy at the point of execution from the taker's perspective. Reported PI is a value-weighted average. Names with monthly traded value less than 100,000,000 JPY are excluded from the rankings tables.

## Night-Time Market Report for November, 2024

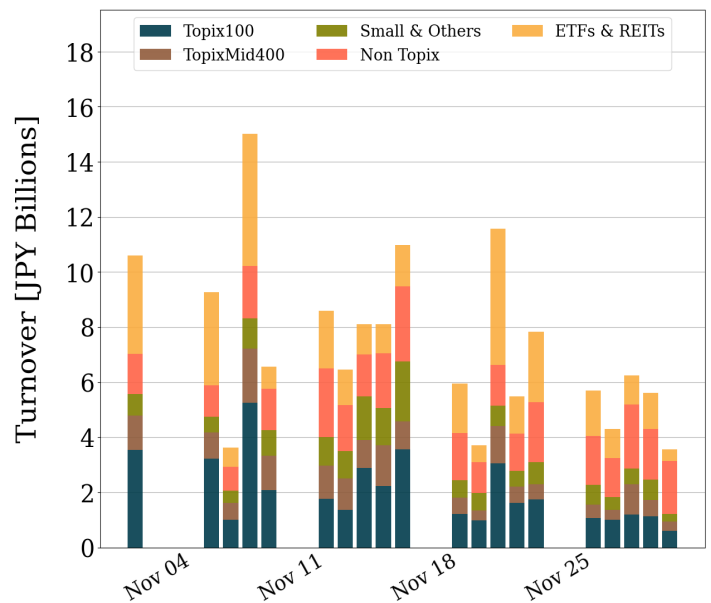
### Trading Summary

Total Monthly Turnover(JPY)	147,262,489,653	Total Monthly Volume	719,474,602
Average Daily Turnover(JPY)	7,363,124,483	Average Daily Volume	35,973,730
Average Quoted Symbols	3895	Average Traded Symbols	900

### Average Nightly Turnover



### Nightly Turnover



### Top Stocks by Turnover

Stock	Turnover(JPY)	Share
1570 NFNKLV	19,446,559,495	0.63%
3350 METAPLNT	8,224,292,440	2.66%
1357 NFNKDOUB	5,727,736,238	3.16%
8918 LAND	3,742,120,280	42.09%
8306 MUFU	3,497,425,300	0.20%
6920 LASRTEC	3,473,781,800	0.10%
1360 NKBEAR-2	3,254,644,845	1.08%
3825 REMIX	3,217,402,320	3.64%
8035 TKOELCN	3,194,440,400	0.16%
1579 225 BULL	2,795,017,515	1.38%
1458 RK 225LV	2,575,777,885	0.96%
6857 ADVNTST	2,393,888,370	0.07%
7011 MHI	2,354,756,360	0.07%
9984 SOFTBNKG	2,268,067,250	0.13%
8316 SMFG	2,216,672,980	0.22%

### Top Stocks by Market Share

Stock	Turnover(JPY)	Share
8918 LAND	3,742,120,280	42.09%
5283 TAKAMIS	2,251,900	22.95%
1382 HOB	52,084,630	19.10%
5341 ASAHIEIT	13,979,400	16.90%
7112 CUBE	23,346,340	15.55%
3842 NEXTGEN	83,343,540	12.78%
1491 CHUGAIM	323,283,530	10.86%
2134 KITAHAMA	406,947,990	8.29%
3840 PATH	36,284,650	8.14%
3967 ELTES	36,508,030	7.92%
9973 KOZOHD	117,027,570	7.86%
7081 RENTIA	6,398,790	7.62%
6548 TABIKOBO	27,915,870	7.53%
6230 SANEI	3,521,200	7.35%
9244 DIGITALI	62,693,760	7.33%

- ▶ Analysis is based on Japannext and LSEG data. Small & Others = Topix - TPX500. Only Night-Time market is included.
- ▶ Night market session is treated as the following business day.

## Top 10 Stocks by Turnover

### Topix 100

Stock	Turnover(JPY)	Share	PI (bps)
6146 DISCO	604,558,650,800	11.09%	0.64
6920 LASRTEC	298,579,140,610	8.34%	0.81
7011 MHI	295,853,572,830	8.41%	0.92
6857 ADVNTST	238,146,908,230	7.27%	0.50
8035 TKOELCN	138,023,237,540	6.85%	0.69
9984 SOFTBNKG	126,351,401,500	7.37%	0.52
8306 MUFG	117,726,936,320	6.72%	1.05
7203 TOYOTA	82,302,213,890	6.68%	0.85
8316 SMFG	74,138,089,570	7.48%	0.93
6501 HITACHI	55,869,288,120	6.38%	0.76

### Topix Mid400

Stock	Turnover(JPY)	Share	PI (bps)
5803 FUJIKRA	279,877,212,250	12.05%	0.82
7013 IHI	236,178,814,890	11.08%	0.69
7012 KHI	209,997,081,740	11.78%	0.73
4385 MERCARI	49,018,489,660	10.04%	1.17
8136 SANRIO	43,166,850,630	7.82%	1.07
2432 DENA	35,902,243,220	9.83%	1.62
7735 SCREEN	35,054,446,160	8.04%	1.53
9107 K-LINE	33,405,113,240	8.12%	1.09
6526 SOCIONXT	30,833,655,340	8.15%	1.00
3697 SHIFT	27,959,417,100	7.79%	2.38

### Small & Others

Stock	Turnover(JPY)	Share	PI (bps)
7003 MTI E&S	52,093,604,350	8.74%	2.61
3778 SAKURA	33,188,602,450	5.99%	4.02
8698 MONEX G	16,219,204,210	8.70%	3.23
3498 KASUMIGA	12,970,429,400	6.41%	3.46
7014 NAMURA	10,273,293,400	6.93%	2.30
6871 MICRONI	9,894,223,350	8.07%	4.81
6590 SIBAURA	8,324,719,300	6.10%	3.99
8918 LAND	8,194,694,860	92.17%	672.14
6315 TOWA	7,339,956,120	4.10%	1.76
6368 ORGANO	6,304,589,300	9.63%	4.34

### Non Topix

Stock	Turnover(JPY)	Share	PI (bps)
3350 METAPLNT	23,188,849,250	7.49%	2.69
5253 COVER	19,959,709,560	4.96%	1.58
2586 FRUTA	9,080,601,910	5.91%	9.66
3825 REMIX	7,234,776,320	8.19%	11.00
7163 SBISUMIS	6,242,901,480	6.04%	3.84
4883 MODALIS	5,062,041,190	9.09%	20.92
4894 CUORIPS	4,781,658,700	7.52%	7.76
4107 ISECHEM	4,374,227,000	6.29%	4.96
4583 CHIOME	4,178,409,250	5.51%	12.07
2160 GNI	3,688,658,960	4.90%	4.24

### ETFs & REITs

Stock	Turnover(JPY)	Share	PI (bps)
1570 NFNKLV	306,730,065,159	9.91%	0.82
1357 NFNKDOUB	72,529,926,268	40.03%	39.17
1360 NKBEAR-2	34,440,105,869	11.43%	3.38
1579 225 BULL	23,301,251,619	11.52%	3.55
1458 RK 225LV	22,873,007,968	8.53%	1.91
1459 RK 225DI	22,206,176,525	13.00%	9.18
1321 NFNK225	14,456,900,955	5.37%	1.41
1540 JPP GLD	6,496,251,014	10.20%	1.18
1306 NFTOPIX	5,693,408,307	5.85%	0.51
8952 JRE	4,615,412,600	11.16%	4.91

### Prime

Stock	Turnover(JPY)	Share	PI (bps)
6146 DISCO	604,558,650,800	11.09%	0.64
6920 LASRTEC	298,579,140,610	8.34%	0.81
7011 MHI	295,853,572,830	8.41%	0.92
5803 FUJIKRA	279,877,212,250	12.05%	0.82
6857 ADVNTST	238,146,908,230	7.27%	0.50
7013 IHI	236,178,814,890	11.08%	0.69
7012 KHI	209,997,081,740	11.78%	0.73
8035 TKOELCN	138,023,237,540	6.85%	0.69
9984 SOFTBNKG	126,351,401,500	7.37%	0.52
8306 MUFG	117,726,936,320	6.72%	1.05

### Standard

Stock	Turnover(JPY)	Share	PI (bps)
3350 METAPLNT	23,188,849,250	7.49%	2.69
7014 NAMURA	10,273,293,400	6.93%	2.30
8918 LAND	8,194,694,860	92.17%	672.14
3825 REMIX	7,234,776,320	8.19%	11.00
7163 SBISUMIS	6,242,901,480	6.04%	3.84
4107 ISECHEM	4,374,227,000	6.29%	4.96
2702 MCDNALD	3,519,635,300	9.96%	4.97
8107 KIMRTAN	2,716,123,740	25.84%	98.50
8894 REVOLUTI	2,591,757,890	6.74%	4.72
1514 SUMISEKI	2,434,752,190	8.52%	3.87

### Growth

Stock	Turnover(JPY)	Share	PI (bps)
5253 COVER	19,959,709,560	4.96%	1.58
2586 FRUTA	9,080,601,910	5.91%	9.66
4883 MODALIS	5,062,041,190	9.09%	20.92
4894 CUORIPS	4,781,658,700	7.52%	7.76
4583 CHIOME	4,178,409,250	5.51%	12.07
2160 GNI	3,688,658,960	4.90%	4.24
4165 PLAID	3,397,810,850	5.72%	4.28
215A TIMEE	3,219,339,640	3.36%	3.07
9522 RENEWABL	2,637,978,020	25.33%	3.40
4597 SOLASIA	2,466,566,840	18.78%	83.38

## Top 10 Stocks by Market Share

### Topix 100

Stock	Share	Turnover(JPY)	PI (bps)
6146 DISCO	11.09%	604,558,650,800	0.64
9843 NITORIHD	10.39%	29,687,780,570	1.19
7011 MHI	8.41%	295,853,572,830	0.92
4661 OLC	8.34%	25,242,035,670	1.00
6920 LASRTEC	8.34%	298,579,140,610	0.81
2914 JT	8.02%	20,053,056,020	0.76
6273 SMC	7.91%	22,336,168,900	1.97
9101 NYKLINE	7.88%	45,929,505,990	0.77
6861 KEYENCE	7.82%	42,767,316,300	1.32
8316 SMFG	7.48%	74,138,089,570	0.93

### Topix Mid400

Stock	Share	Turnover(JPY)	PI (bps)
7240 NOK	14.23%	1,958,950,760	1.93
5803 FUJIKRA	12.05%	279,877,212,250	0.82
7012 KHI	11.78%	209,997,081,740	0.73
7013 IHI	11.08%	236,178,814,890	0.69
4385 MERCARI	10.04%	49,018,489,660	1.17
2432 DENA	9.83%	35,902,243,220	1.62
6526 SOCIONXT	8.15%	30,833,655,340	1.00
9107 K-LINE	8.12%	33,405,113,240	1.09
7735 SCREEN	8.04%	35,054,446,160	1.53
7518 NET ONE	7.88%	9,036,309,430	0.79

### Small & Others

Stock	Share	Turnover(JPY)	PI (bps)
8918 LAND	92.17%	8,194,694,860	672.14
6740 JDI	49.67%	2,399,515,730	226.71
8107 KIMRTAN	25.84%	2,716,123,740	98.50
5721 S-SCIEN	25.16%	196,706,290	174.28
187A SAMTY HD	22.12%	3,503,723,800	7.89
8732 MONEYPAG	18.91%	1,355,469,680	9.54
6151 NITTOKO	16.95%	106,691,690	6.66
9068 MARZN S	16.21%	762,183,200	7.01
4295 FAITH	15.85%	472,779,160	2.93
9704 AGORA HG	15.85%	347,513,220	70.42

### Non Topix

Stock	Share	Turnover(JPY)	PI (bps)
9973 KOZOHD	42.00%	625,262,100	221.48
2134 KITAHAMA	36.41%	1,788,551,270	215.48
4564 OTS	32.09%	541,781,200	113.97
1491 CHUGAIM	30.61%	911,180,170	119.96
6993 DAIKOKYA	30.05%	624,764,670	169.87
3990 UUUM	29.66%	818,046,310	11.17
5610 DAIW-HV	27.60%	428,090,790	1.90
1757 SOKENACE	27.12%	211,555,860	205.66
9522 RENEWABL	25.33%	2,637,978,020	3.40
3823 WHYHOWDO	24.19%	150,345,370	126.36

### ETFs & REITs

Stock	Share	Turnover(JPY)	PI (bps)
1357 NFNKDOUB	40.03%	72,529,926,268	39.17
1569 TPX BEAR	17.75%	314,954,977	2.60
2239 SPLEV2	15.65%	344,233,440	1.25
3226 ACCOMMO	14.40%	1,686,718,500	4.61
3481 MTB LOGI	13.48%	1,091,453,550	4.05
3309 SEKSUIHR	13.05%	1,192,394,210	4.08
1459 RK 225DI	13.00%	22,206,176,525	9.18
2237 IF500LEV	12.24%	512,620,500	1.41
8985 JHR	12.19%	3,283,719,420	4.19
3279 API	12.07%	1,428,116,250	4.35

### Prime

Stock	Share	Turnover(JPY)	PI (bps)
6740 JDI	49.67%	2,399,515,730	226.71
187A SAMTY HD	22.12%	3,503,723,800	7.89
6151 NITTOKO	16.95%	106,691,690	6.66
9068 MARZN S	16.21%	762,183,200	7.01
7240 NOK	14.23%	1,958,950,760	1.93
9055 ALPSLOG	14.15%	247,362,500	9.47
1973 NESIC	13.71%	6,102,664,900	7.58
9260 NISIMOTO	13.10%	1,969,701,660	2.33
9161 ID&EHD	12.22%	2,122,573,650	6.88
5803 FUJIKRA	12.05%	279,877,212,250	0.82

### Standard

Stock	Share	Turnover(JPY)	PI (bps)
8918 LAND	92.17%	8,194,694,860	672.14
9973 KOZOHD	42.00%	625,262,100	221.48
2134 KITAHAMA	36.41%	1,788,551,270	215.48
1491 CHUGAIM	30.61%	911,180,170	119.96
6993 DAIKOKYA	30.05%	624,764,670	169.87
5610 DAIW-HV	27.60%	428,090,790	1.90
1757 SOKENACE	27.12%	211,555,860	205.66
8107 KIMRTAN	25.84%	2,716,123,740	98.50
5721 S-SCIEN	25.16%	196,706,290	174.28
3823 WHYHOWDO	24.19%	150,345,370	126.36

### Growth

Stock	Share	Turnover(JPY)	PI (bps)
4564 OTS	32.09%	541,781,200	113.97
3990 UUUM	29.66%	818,046,310	11.17
9522 RENEWABL	25.33%	2,637,978,020	3.40
4597 SOLASIA	18.78%	2,466,566,840	83.38
2370 MEDINET	18.47%	210,104,960	122.58
3842 NEXTGEN	16.74%	109,209,200	21.57
7063 BIRDMAN	13.76%	867,728,460	9.23
9244 DIGITALI	13.10%	112,090,080	4.00
3936 GLOBALWA	13.03%	242,942,430	20.87
4563 ANGES	12.95%	563,440,950	63.60

## Top 10 Stocks by PI

### Topix 100

Stock	PI (bps)	Turnover(JPY)	Share
9432 NTT	6.98	15,113,798,800	3.99%
9434 SOFTBANK	5.27	3,951,578,800	3.20%
7201 NISSAN	2.73	23,230,030,450	4.34%
4689 LY CORP	2.54	1,594,998,700	2.04%
6273 SMC	1.97	22,336,168,900	7.91%
4188 MTBCM G	1.79	2,069,152,910	2.44%
3407 ASA-KSI	1.73	3,557,005,200	4.79%
5020 ENEOS	1.63	3,731,271,900	1.92%
8308 RESONA	1.62	13,227,873,640	6.23%
8801 MTI-FU	1.45	6,993,438,420	5.22%

### Topix Mid400

Stock	PI (bps)	Turnover(JPY)	Share
9749 FUJISOF	6.79	450,905,450	1.24%
5344 MARUWA	4.94	5,722,099,000	6.05%
6472 NTN	4.44	331,459,950	2.16%
2181 PERSOLHD	4.33	452,441,040	1.60%
8424 FUYO-GL	3.72	352,043,950	4.70%
9435 HIKARIT	3.69	1,029,610,200	3.03%
8279 YAOKO	3.61	399,135,960	5.47%
8572 ACOM	3.30	113,366,300	1.54%
8410 SEVEN BK	3.22	1,378,525,700	3.08%
7205 HINOMTR	3.07	661,672,710	2.24%

### Small & Others

Stock	PI (bps)	Turnover(JPY)	Share
8918 LAND	672.14	8,194,694,860	92.17%
6740 JDI	226.71	2,399,515,730	49.67%
5721 S-SCIEN	174.28	196,706,290	25.16%
8107 KIMRTAN	98.50	2,716,123,740	25.84%
9704 AGORA HG	70.42	347,513,220	15.85%
3315 NIP-COKE	31.37	283,229,490	9.44%
7615 K-KIMONO	28.65	430,463,240	6.12%
7238 AKEBONO	27.19	172,353,220	6.38%
9424 JPN-COMM	23.87	411,604,210	7.73%
2930 TATSUJIN	20.72	108,906,210	8.53%

### Non Topix

Stock	PI (bps)	Turnover(JPY)	Share
9973 KOZOHD	221.48	625,262,100	42.00%
2134 KITAHAMA	215.48	1,788,551,270	36.41%
1757 SOKENACE	205.66	211,555,860	27.12%
6993 DAIKOKYA	169.87	624,764,670	30.05%
8836 RISE	148.71	243,695,520	20.95%
3823 WHYHOWDO	126.36	150,345,370	24.19%
2370 MEDINET	122.58	210,104,960	18.47%
1491 CHUGAIM	119.96	911,180,170	30.61%
4564 OTS	113.97	541,781,200	32.09%
4597 SOLASIA	83.38	2,466,566,840	18.78%

### ETFs & REITs

Stock	PI (bps)	Turnover(JPY)	Share
1357 NFNKDOUB	39.17	72,529,926,268	40.03%
1366 IF 225DI	13.77	1,160,738,587	11.05%
1459 RK 225DI	9.18	22,206,176,525	13.00%
1571 NFNKIV	7.17	1,025,755,386	10.66%
1671 WTI ETF	5.87	1,006,497,523	7.91%
3468 STARASIA	5.36	648,214,755	9.64%
9287 JIF	4.98	175,844,340	7.94%
8952 JRE	4.91	4,615,412,600	11.16%
3296 NP REIT	4.88	706,122,000	10.58%
8961 MORITRS	4.71	517,459,320	9.90%

### Prime

Stock	PI (bps)	Turnover(JPY)	Share
6740 JDI	226.71	2,399,515,730	49.67%
3315 NIP-COKE	31.37	283,229,490	9.44%
7238 AKEBONO	27.19	172,353,220	6.38%
9424 JPN-COMM	23.87	411,604,210	7.73%
2930 TATSUJIN	20.72	108,906,210	8.53%
2120 LIFULL	17.68	216,236,880	7.41%
3656 KLAB	16.86	130,234,190	8.73%
2353 NP-PARK	15.51	225,251,620	7.48%
8346 TOHO BK	13.07	397,273,270	7.17%
4344 SOURCENX	12.99	375,040,170	5.54%

### Standard

Stock	PI (bps)	Turnover(JPY)	Share
8918 LAND	672.14	8,194,694,860	92.17%
9973 KOZOHD	221.48	625,262,100	42.00%
2134 KITAHAMA	215.48	1,788,551,270	36.41%
1757 SOKENACE	205.66	211,555,860	27.12%
5721 S-SCIEN	174.28	196,706,290	25.16%
6993 DAIKOKYA	169.87	624,764,670	30.05%
8836 RISE	148.71	243,695,520	20.95%
3823 WHYHOWDO	126.36	150,345,370	24.19%
1491 CHUGAIM	119.96	911,180,170	30.61%
8107 KIMRTAN	98.50	2,716,123,740	25.84%

### Growth

Stock	PI (bps)	Turnover(JPY)	Share
2370 MEDINET	122.58	210,104,960	18.47%
4564 OTS	113.97	541,781,200	32.09%
4597 SOLASIA	83.38	2,466,566,840	18.78%
4563 ANGES	63.60	563,440,950	12.95%
5247 BTM	36.58	110,322,230	2.85%
4591 RIBOMIC	28.81	145,786,520	7.18%
7777 3DMATRIX	26.91	180,433,170	12.51%
4833 DEFCONSU	26.11	446,392,070	4.84%
6573 AGILE	25.80	657,142,140	6.84%
4166 CACCO	24.39	103,087,350	4.53%