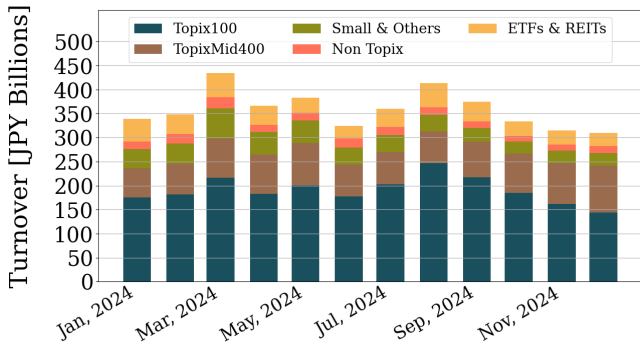


## Market Report for December, 2024

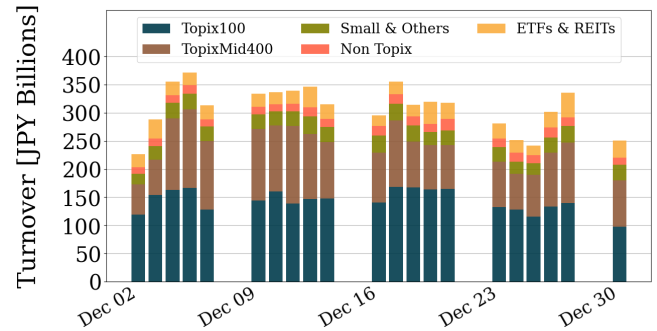
### Trading Summary

Total Monthly Turnover(JPY)	6,492,606,128,736	Total Monthly Volume	5,217,683,328
Average Daily Turnover(JPY)	309,171,720,416	Average Daily Volume	248,461,111
Average PI (bps)	2.98	Average Traded Symbols	3312

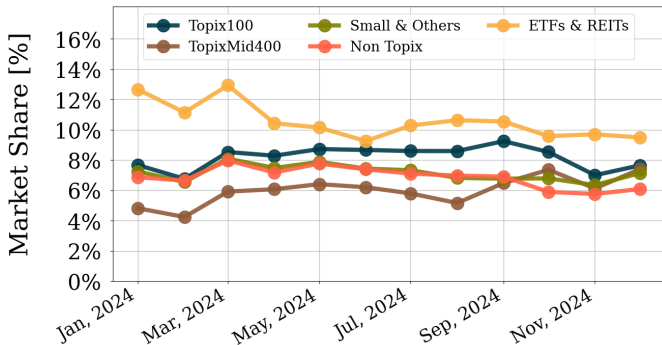
### Average Daily Turnover



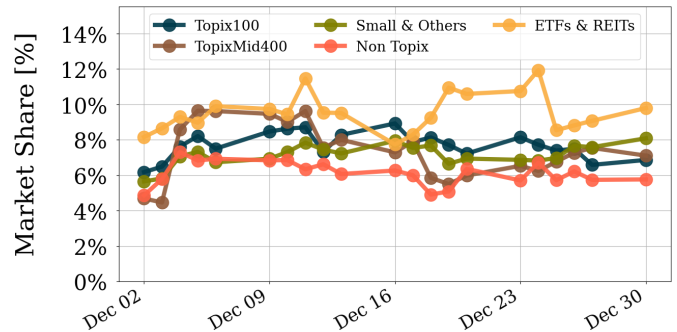
### Daily Turnover



### Average Market Share



### Daily Market Share



### Top Stocks by Turnover

Stock	Turnover(JPY)	Share	PI (bps)
6146 DISCO	515,986,409,760	12.17%	0.64
7013 IHI	373,442,749,610	10.97%	0.65
5803 FUJIKRA	315,377,504,050	10.26%	0.76
1570 NFNKLV	295,630,877,345	10.53%	0.80
6920 LASRTEC	282,512,913,950	10.92%	0.94

### Top Stocks by Market Share

Stock	Turnover(JPY)	Share	PI (bps)
8918 LAND	17,405,554,640	95.61%	694.91
9973 KOZOHD	554,419,730	76.65%	319.90
1491 CHUGAIM	217,541,390	41.35%	136.12
2134 KITAHAMA	869,138,580	37.35%	246.43
6993 DAIKOKYA	834,826,580	32.35%	187.89

### Top Stocks by Price Improvement

Stock	Turnover(JPY)	Share	PI (bps)
8918 LAND	17,405,554,640	95.61%	694.91
9973 KOZOHD	554,419,730	76.65%	319.90
6740 JDI	2,054,414,530	24.30%	260.63
2134 KITAHAMA	869,138,580	37.35%	246.43
1757 SOKENACE	219,299,890	22.81%	230.07

### Top Stocks by Savings

Stock	Turnover(JPY)	Share	Savings
8918 LAND	17,405,554,640	95.61%	614,346,950
1357 NFNKDOUB	49,979,759,581	24.35%	62,653,305
6740 JDI	2,054,414,530	24.30%	35,229,090
6146 DISCO	515,986,409,760	12.17%	30,778,360
6920 LASRTEC	282,512,913,950	10.92%	23,948,550

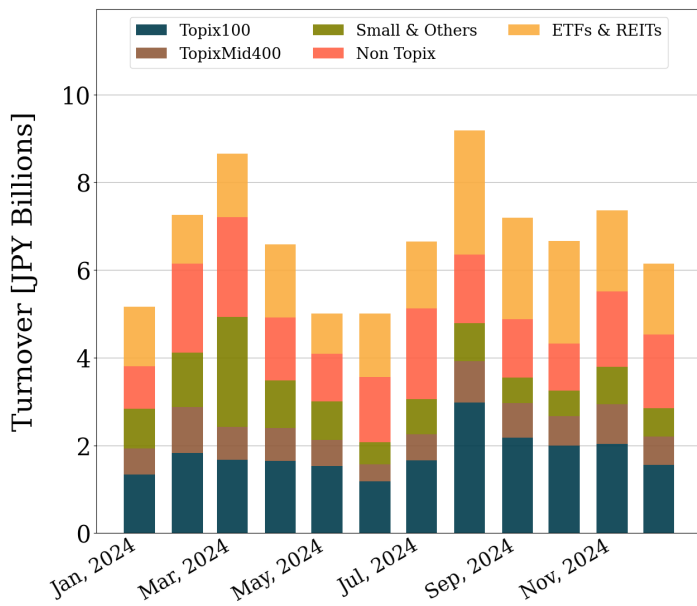
- ▶ Analysis is based on Japannext and LSEG data. Small & Others = Topix - TPX500.
- ▶ All Japan Turnover = Japannext (J+X+U+N) + TSE (excl. Tostnet) + CBOE (CBOE-Alpha + CBOE-Select excl. CBOE-Match). Night-time Session (N) is treated as the following business day.  
Market Share = Japannext turnover / All Japan Turnover.
- ▶ Opening and Closing auction trades on the TSE are excluded from calculations.
- ▶ Price Improvement (PI) and Savings (PI\*volume) are calculated by comparing the execution price against the primary market's best bid for each sell or best offer for each buy at the point of execution from the taker's perspective. Reported PI is a value-weighted average. Names with monthly traded value less than 100,000,000 JPY are excluded from the rankings tables.

## Night-Time Market Report for December, 2024

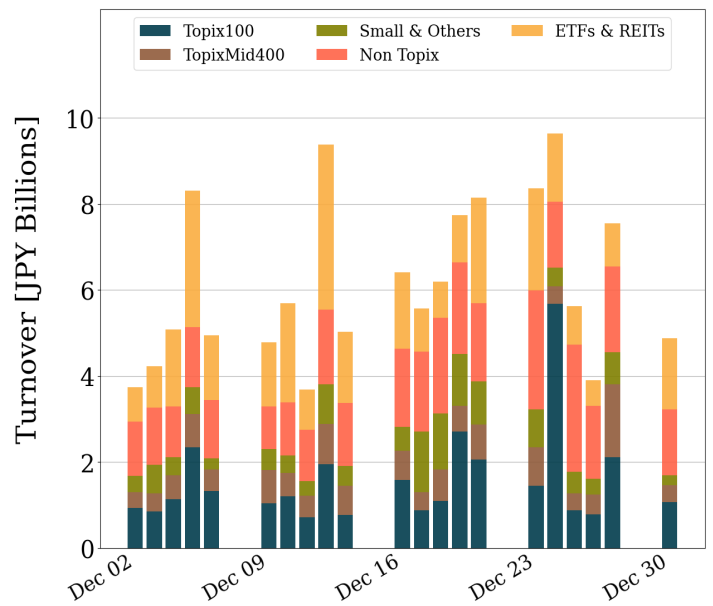
### Trading Summary

Total Monthly Turnover(JPY)	128,895,445,433	Total Monthly Volume	830,865,928
Average Daily Turnover(JPY)	6,137,878,354	Average Daily Volume	39,565,044
Average Quoted Symbols	3881	Average Traded Symbols	840

### Average Nightly Turnover



### Nightly Turnover



### Top Stocks by Turnover

Stock	Turnover(JPY)	Share
1570 NFNKLV	15,924,741,481	0.57%
3350 METAPLNT	6,243,892,320	2.01%
7267 HONDA	6,042,880,870	0.63%
1357 NFNKDOUB	5,919,280,338	2.88%
8918 LAND	5,005,509,100	27.50%
1360 NKBEAR-2	3,844,204,978	1.20%
8783 GFA	2,953,990,450	6.79%
3825 REMIX	2,869,553,080	3.24%
7203 TOYOTA	2,579,200,180	0.20%
7201 NISSAN	2,459,658,830	0.22%
1458 RK 225LV	2,275,065,545	1.00%
1579 225 BULL	2,160,528,141	0.96%
8894 REVOLUTI	2,145,110,080	4.40%
6920 LASRTEC	1,905,441,850	0.07%
1459 RK 225DI	1,824,496,413	1.09%

### Top Stocks by Market Share

Stock	Turnover(JPY)	Share
7435 NADEX	40,268,130	32.26%
9973 KOZOHD	204,908,960	28.33%
8918 LAND	5,005,509,100	27.50%
3953 OHMURA	50,020,020	15.88%
3787 TECHNO-M	26,426,370	13.67%
9376 EURASIA	255,599,830	11.87%
8038 TOHTO S	2,263,000	9.10%
8105 MARUSHO	7,402,430	8.81%
6063 EAJ	24,382,050	7.42%
3816 DAIWACOM	5,415,160	7.22%
7578 NITIRYK	124,727,990	7.17%
9980 MRK HLD	66,234,920	6.85%
8783 GFA	2,953,990,450	6.79%
6433 HEPHAIST	104,632,090	6.63%
6230 SANEI	3,874,200	6.43%

- ▶ Analysis is based on Japannext and LSEG data. Small & Others = Topix - TPX500. Only Night-Time market is included.
- ▶ Night market session is treated as the following business day.

## Top 10 Stocks by Turnover

### Topix 100

Stock	Turnover(JPY)	Share	PI (bps)
6146 DISCO	515,986,409,760	12.17%	0.64
6920 LASRTEC	282,512,913,950	10.92%	0.94
6857 ADVNTST	245,020,495,040	7.79%	0.49
7011 MHI	216,100,562,690	6.90%	0.87
8035 TKOELCN	143,993,291,920	8.50%	0.67
9984 SOFTBNKG	109,182,828,010	7.52%	0.47
7203 TOYOTA	89,517,286,600	6.79%	0.90
8306 MUFG	84,226,143,430	5.82%	1.04
7267 HONDA	74,987,613,110	7.88%	1.44
9983 FASTRET	63,146,299,150	6.44%	1.07

### Topix Mid400

Stock	Turnover(JPY)	Share	PI (bps)
7013 IHI	373,442,749,610	10.97%	0.65
5803 FUJIKRA	315,377,504,050	10.26%	0.76
7012 KHI	270,410,811,130	10.28%	0.77
8136 SANRIO	106,909,827,730	10.76%	0.95
2432 DENA	89,476,923,330	14.43%	1.48
3697 SHIFT	53,093,829,800	11.89%	2.28
6526 SOCIONXT	50,697,009,650	10.82%	1.03
5801 FURKWAE	24,576,189,340	7.47%	1.33
7735 SCREEN	23,837,298,600	7.49%	1.26
4755 RAKUTENG	23,616,093,320	4.52%	1.22

### Small & Others

Stock	Turnover(JPY)	Share	PI (bps)
7003 MTI E&S	58,737,711,290	10.45%	2.21
3778 SAKURA	22,259,537,600	6.57%	3.53
8698 MONEX G	19,178,059,590	9.06%	2.84
3498 KASUMIGA	17,414,348,700	7.48%	3.56
8918 LAND	17,405,554,640	95.61%	694.91
6871 MICRONI	11,271,933,950	8.98%	4.64
6254 NOMURAMI	11,080,474,940	8.33%	2.73
3696 CERES	10,076,088,170	5.17%	6.01
6315 TOWA	7,465,431,030	6.76%	2.12
5032 ANYCOLOR	7,114,090,240	5.97%	2.37

### Non Topix

Stock	Turnover(JPY)	Share	PI (bps)
3350 METAPLNT	20,027,929,310	6.44%	5.26
5253 COVER	15,870,081,260	4.28%	1.52
7342 WEALTHNV	14,913,187,260	23.56%	2.26
4107 ISECHEM	12,915,469,200	6.89%	6.55
285A KIOXIAHD	11,499,873,860	3.02%	1.91
3825 REMIX	8,257,479,540	9.33%	7.44
7163 SBISUMIS	7,543,073,050	8.90%	4.70
4583 CHIOME	7,111,776,430	8.92%	10.47
2702 MCDNALD	6,300,124,700	10.65%	5.29
6324 HARMONC	5,718,237,170	4.96%	5.26

### ETFs & REITs

Stock	Turnover(JPY)	Share	PI (bps)
1570 NFNKLV	295,630,877,345	10.53%	0.80
1357 NFNKDOUB	49,979,759,581	24.35%	20.41
1360 NKBEAR-2	36,156,864,272	11.30%	3.44
1459 RK 225DI	22,391,096,442	13.32%	9.20
1579 225 BULL	22,296,852,501	9.91%	3.43
1458 RK 225LV	19,298,928,630	8.45%	1.84
1321 NFNK225	13,421,324,020	5.42%	1.39
2621 IS20YUS	6,811,566,365	14.06%	2.36
1306 NFTOPIX	3,854,248,690	3.57%	0.50
8952 JRE	3,667,260,250	11.46%	5.46

### Prime

Stock	Turnover(JPY)	Share	PI (bps)
6146 DISCO	515,986,409,760	12.17%	0.64
7013 IHI	373,442,749,610	10.97%	0.65
5803 FUJIKRA	315,377,504,050	10.26%	0.76
6920 LASRTEC	282,512,913,950	10.92%	0.94
7012 KHI	270,410,811,130	10.28%	0.77
6857 ADVNTST	245,020,495,040	7.79%	0.49
7011 MHI	216,100,562,690	6.90%	0.87
8035 TKOELCN	143,993,291,920	8.50%	0.67
9984 SOFTBNKG	109,182,828,010	7.52%	0.47
8136 SANRIO	106,909,827,730	10.76%	0.95

### Standard

Stock	Turnover(JPY)	Share	PI (bps)
3350 METAPLNT	20,027,929,310	6.44%	5.26
8918 LAND	17,405,554,640	95.61%	694.91
4107 ISECHEM	12,915,469,200	6.89%	6.55
3825 REMIX	8,257,479,540	9.33%	7.44
7163 SBISUMIS	7,543,073,050	8.90%	4.70
2702 MCDNALD	6,300,124,700	10.65%	5.29
7014 NAMURA	6,163,861,490	7.90%	2.43
6324 HARMONC	5,718,237,170	4.96%	5.26
8783 GFA	5,073,475,560	11.67%	7.90
8894 REVOLUTI	4,504,151,560	9.24%	6.06

### Growth

Stock	Turnover(JPY)	Share	PI (bps)
5253 COVER	15,870,081,260	4.28%	1.52
7342 WEALTHNV	14,913,187,260	23.56%	2.26
4583 CHIOME	7,111,776,430	8.92%	10.47
215A TIMEE	5,435,192,240	3.39%	2.39
9166 GENDA	5,248,395,070	3.96%	2.92
2160 GNI	5,159,871,910	6.51%	5.03
4576 DWTI	4,658,482,980	9.07%	13.48
2586 FRUTA	3,575,150,260	10.03%	19.42
219A HEARTSEE	3,140,627,810	4.00%	3.49
9348 ISPACE	2,725,798,360	7.74%	5.26

## Top 10 Stocks by Market Share

### Topix 100

Stock	Share	Turnover(JPY)	PI (bps)
6146 DISCO	12.17%	515,986,409,760	0.64
9843 NITORIHD	11.48%	27,235,397,180	1.27
6920 LASRTEC	10.92%	282,512,913,950	0.94
4661 OLC	10.84%	26,120,016,710	1.10
6861 KEYENCE	8.90%	38,222,178,300	1.39
6273 SMC	8.64%	20,972,219,000	1.83
9101 NYKLINE	8.52%	38,772,638,180	0.77
8035 TKOELCN	8.50%	143,993,291,920	0.67
7974 NINTEND	8.26%	59,698,722,010	0.56
9104 MTI-OSK	8.24%	32,577,817,840	0.79

### Topix Mid400

Stock	Share	Turnover(JPY)	PI (bps)
7240 NOK	16.66%	2,080,729,560	1.86
2432 DENA	14.43%	89,476,923,330	1.48
3697 SHIFT	11.89%	53,093,829,800	2.28
7013 IHI	10.97%	373,442,749,610	0.65
6526 SOCIONXT	10.82%	50,697,009,650	1.03
8136 SANRIO	10.76%	106,909,827,730	0.95
7518 NET ONE	10.48%	6,791,750,600	0.67
7012 KHI	10.28%	270,410,811,130	0.77
5803 FUJIKRA	10.26%	315,377,504,050	0.76
4385 MERCARI	9.89%	17,818,876,610	1.29

### Small & Others

Stock	Share	Turnover(JPY)	PI (bps)
8918 LAND	95.61%	17,405,554,640	694.91
8107 KIMRTAN	27.77%	592,641,000	125.23
9161 ID&EHD	26.32%	4,102,343,500	6.82
6740 JDI	24.30%	2,054,414,530	260.63
187A SAMTY HD	23.60%	1,039,988,700	7.58
8114 DESCENTE	20.23%	576,817,300	4.08
3963 SYNCHROF	14.39%	292,128,560	8.20
9704 AGORA HG	13.68%	143,220,900	95.01
3992 NEEDSWEL	12.99%	399,357,300	7.39
2220 KAMEDA	12.14%	296,518,400	6.10

### Non Topix

Stock	Share	Turnover(JPY)	PI (bps)
9973 KOZOHD	76.65%	554,419,730	319.90
1491 CHUGAIM	41.35%	217,541,390	136.12
2134 KITAHAMA	37.35%	869,138,580	246.43
6993 DAIKOKYA	32.35%	834,826,580	187.89
3857 LAC	29.44%	814,579,440	3.00
4564 OTS	27.23%	586,987,640	138.91
3990 UUUM	26.07%	399,699,690	7.17
8836 RISE	25.52%	121,463,020	191.42
9522 RENEWABL	24.91%	876,335,770	2.97
9980 MRK HLD	24.80%	239,715,920	37.94

### ETFs & REITs

Stock	Share	Turnover(JPY)	PI (bps)
1357 NFNKDOUB	24.35%	49,979,759,581	20.41
1569 TPX BEAR	21.68%	167,706,667	2.46
3226 ACCOMMO	14.51%	1,526,808,800	5.20
2621 IS20YUS	14.06%	6,811,566,365	2.36
3481 MTB LOGI	14.06%	1,320,474,150	4.87
2237 IF500LEV	14.04%	495,076,970	1.52
1459 RK 225DI	13.32%	22,391,096,442	9.20
1571 NFNKIV	12.30%	1,292,582,653	7.72
3279 API	11.84%	1,411,728,600	4.71
8961 MORITRS	11.64%	824,373,200	4.90

### Prime

Stock	Share	Turnover(JPY)	PI (bps)
9161 ID&EHD	26.32%	4,102,343,500	6.82
6740 JDI	24.30%	2,054,414,530	260.63
187A SAMTY HD	23.60%	1,039,988,700	7.58
8114 DESCENTE	20.23%	576,817,300	4.08
7240 NOK	16.66%	2,080,729,560	1.86
2432 DENA	14.43%	89,476,923,330	1.48
3963 SYNCHROF	14.39%	292,128,560	8.20
3992 NEEDSWEL	12.99%	399,357,300	7.39
6146 DISCO	12.17%	515,986,409,760	0.64
2220 KAMEDA	12.14%	296,518,400	6.10

### Standard

Stock	Share	Turnover(JPY)	PI (bps)
8918 LAND	95.61%	17,405,554,640	694.91
9973 KOZOHD	76.65%	554,419,730	319.90
1491 CHUGAIM	41.35%	217,541,390	136.12
2134 KITAHAMA	37.35%	869,138,580	246.43
6993 DAIKOKYA	32.35%	834,826,580	187.89
3857 LAC	29.44%	814,579,440	3.00
8107 KIMRTAN	27.77%	592,641,000	125.23
8836 RISE	25.52%	121,463,020	191.42
9980 MRK HLD	24.80%	239,715,920	37.94
3823 WHYHOWDO	23.89%	178,704,970	130.81

### Growth

Stock	Share	Turnover(JPY)	PI (bps)
4564 OTS	27.23%	586,987,640	138.91
3990 UUUM	26.07%	399,699,690	7.17
9522 RENEWABL	24.91%	876,335,770	2.97
7342 WEALTHNV	23.56%	14,913,187,260	2.26
4597 SOLASIA	23.42%	2,655,429,180	86.96
2370 MEDINET	20.16%	278,644,490	120.35
4594 BRITPATH	18.09%	216,373,650	64.49
4485 JTOWER	17.04%	140,973,050	5.47
6573 AGILE	14.91%	177,047,470	24.57
4883 MODALIS	14.37%	1,891,907,510	24.99

## Top 10 Stocks by PI

### Topix 100

Stock	PI (bps)	Turnover(JPY)	Share
9432 NTT	6.46	10,813,116,970	3.69%
9434 SOFTBANK	5.08	4,233,779,090	3.16%
4689 LY CORP	2.46	1,569,014,090	2.59%
7201 NISSAN	2.45	43,348,568,920	3.83%
6273 SMC	1.83	20,972,219,000	8.64%
3407 ASA-KSI	1.80	2,252,223,300	4.93%
8308 RESONA	1.64	10,478,984,740	5.88%
6098 RECRUIT	1.55	44,769,033,810	8.14%
8801 MTI-FU	1.50	7,920,553,100	6.60%
4188 MTBCM G	1.45	1,249,734,970	2.65%

### Topix Mid400

Stock	PI (bps)	Turnover(JPY)	Share
2181 PERSOLHD	5.44	300,860,440	1.62%
5344 MARUWA	5.29	3,937,241,500	6.47%
6472 NTN	4.08	155,041,770	1.56%
9435 HIKARIT	3.93	1,535,131,700	4.54%
8279 YAOKO	3.49	223,683,840	4.43%
8424 FUYO-GL	3.23	279,504,800	4.85%
8410 SEVEN BK	3.16	772,627,590	3.22%
6707 SANKEN	3.06	1,399,159,160	5.31%
7476 AS ONE	2.97	113,955,080	3.32%
4194 VISIONAL	2.94	1,293,517,630	4.12%

### Small & Others

Stock	PI (bps)	Turnover(JPY)	Share
8918 LAND	694.91	17,405,554,640	95.61%
6740 JDI	260.63	2,054,414,530	24.30%
8107 KIMRTAN	125.23	592,641,000	27.77%
9704 AGORA HG	95.01	143,220,900	13.68%
7527 SYSSOFT	51.39	115,764,880	8.46%
3315 NIP-COKE	32.55	291,324,820	10.51%
7615 K-KIMONO	30.38	176,381,020	4.48%
9424 JPN-COMM	26.50	468,877,570	8.29%
1435 ROBOTHOM	26.33	109,088,870	10.01%
7238 AKEBONO	26.30	264,116,500	7.51%

### Non Topix

Stock	PI (bps)	Turnover(JPY)	Share
9973 KOZOHD	319.90	554,419,730	76.65%
2134 KITAHAMA	246.43	869,138,580	37.35%
1757 SOKENACE	230.07	219,299,890	22.81%
8836 RISE	191.42	121,463,020	25.52%
6993 DAIKOKYA	187.89	834,826,580	32.35%
4564 OTS	138.91	586,987,640	27.23%
1491 CHUGAIM	136.12	217,541,390	41.35%
3823 WHYHOWDO	130.81	178,704,970	23.89%
2370 MEDINET	120.35	278,644,490	20.16%
5759 NDENKAI	107.66	958,416,450	13.65%

### ETFs & REITs

Stock	PI (bps)	Turnover(JPY)	Share
1357 NFNKDOUB	20.41	49,979,759,581	24.35%
1366 IF 225DI	14.35	1,341,103,667	11.14%
1459 RK 225DI	9.20	22,391,096,442	13.32%
1368 IF TPXDI	8.07	145,648,064	11.43%
1571 NFNKIV	7.72	1,292,582,653	12.30%
3468 STARASIA	5.78	762,738,340	9.77%
8952 JRE	5.46	3,667,260,250	11.46%
3472 NIPPON H	5.43	239,657,680	6.65%
3226 ACCOMMO	5.20	1,526,808,800	14.51%
3296 NP REIT	5.10	1,092,493,530	9.69%

### Prime

Stock	PI (bps)	Turnover(JPY)	Share
6740 JDI	260.63	2,054,414,530	24.30%
3315 NIP-COKE	32.55	291,324,820	10.51%
9424 JPN-COMM	26.50	468,877,570	8.29%
7238 AKEBONO	26.30	264,116,500	7.51%
2930 TATSUJIN	20.40	167,019,250	8.10%
3656 KLAB	18.00	203,408,710	9.77%
3103 UNITIKA	17.43	671,182,070	9.15%
2120 LIFULL	16.35	294,040,820	8.95%
2353 NP-PARK	15.76	492,158,610	8.00%
4344 SOURCENX	14.18	489,197,020	6.90%

### Standard

Stock	PI (bps)	Turnover(JPY)	Share
8918 LAND	694.91	17,405,554,640	95.61%
9973 KOZOHD	319.90	554,419,730	76.65%
2134 KITAHAMA	246.43	869,138,580	37.35%
1757 SOKENACE	230.07	219,299,890	22.81%
8836 RISE	191.42	121,463,020	25.52%
6993 DAIKOKYA	187.89	834,826,580	32.35%
1491 CHUGAIM	136.12	217,541,390	41.35%
3823 WHYHOWDO	130.81	178,704,970	23.89%
8107 KIMRTAN	125.23	592,641,000	27.77%
9704 AGORA HG	95.01	143,220,900	13.68%

### Growth

Stock	PI (bps)	Turnover(JPY)	Share
4564 OTS	138.91	586,987,640	27.23%
2370 MEDINET	120.35	278,644,490	20.16%
4597 SOLASIA	86.96	2,655,429,180	23.42%
4073 GLOBALCP	66.17	137,609,310	9.14%
4563 ANGES	64.71	408,905,780	14.35%
4594 BRITPATH	64.49	216,373,650	18.09%
4586 MEDRX	40.65	114,322,840	10.83%
4978 REPROCEL	25.55	130,073,770	9.32%
4883 MODALIS	24.99	1,891,907,510	14.37%
6573 AGILE	24.57	177,047,470	14.91%